



Human Wildlife Solutions

Monthly Report

June 2018

TABLE OF CONTENTS:

A. INTRODUCTION	3
B. BABOON MANAGEMENT AND RAID REPORTING	3
SOUTH EASTERN REGION – AREA MANAGER: ZIGGY RODE / CATH SHUTTE	3
1. SMITSWINKEL BAY TROOP	3
2. WATERFALL TROOP	4
3. DA GAMA TROOP	6
SOUTH EAST REGIONAL SUMMARY:	7
Births and Deaths	7
Recommendations.....	7
SOUTH WESTERN REGION – AREA MANAGER: CATH SHUTTE.....	8
1. GROOT OLIFANTSBOS TROOP (GOB)	8
2. THE SLANGKOP TROOP	9
SOUTH WEST REGIONAL SUMMARY:.....	11
Births and Deaths	11
Recommendations.....	11
NORTHERN REGION – AREA MANAGER: STEPhANUS FERREIRA	12
1. TOKAI TROOP	12
2. ZWAANSWYK TROOP	13
3. CONSTANTIA TROOP 1 (CT1)	14
4. CONSTANTIA TROOP 2 (CT2)	16
5. MOUNTAIN TROOP	16
NORTH REGIONAL SUMMARY:	17
Births and Deaths	17
Recommendations.....	17
C. GENERAL COMMENTS ON ALL BABOON TROOPS	18
1. Population Data	18
2. Hotline Data	20
3. Percentage Time Out of Town	21
D. CONCLUSION	22

A. INTRODUCTION

The June 2018 monthly report covers the period from 26 May to 22 June 2018. This report therefore covers the height of winter, which continued to be wet and cold. Despite this, the percentage time out of town for troops remained high at 99.8%, while individuals were significantly lower but still at 94.5%.

As detailed in recent media articles, two Constantia wine farms removed damage causing baboons under a CapeNature permit. In terms of baboon management this affects baboon population numbers in that region. As a result baboon numbers cited in this report are a best estimate; a full count of northern troops is ongoing and will be reported on in the July report.

B. BABOON MANAGEMENT AND RAID REPORTING

SOUTH EASTERN REGION – AREA MANAGER: ZIGGY RODE / CATH SHUTTE

1. SMITSWINKEL BAY TROOP

In Town Statistics

- The Smitswinkel Troop spent 100% of its time out of the urban area this month.
- Individuals spent 96,4% of time out of the urban area this month.
- The troop predominantly slept in the northern section of its home range (75%).

HWS: TROOP MONTHLY REPORT																														
SECTOR		CLASSES OF BEHAVIOUR																												
SOUTH EAST		1	In urban area				4	Attacking pets				7	Threatening behaviour/attack/stealing food																	
BABOON TROOP: SMITS		2	Raid bins				5	Raid unoccupied house or vehicle				8	Breaking & Entering/Damaging property																	
MONTH: JUNE YEAR: 2018		3	Non malicious damage				6	Raid occupied house or vehicle				9	Nocturnal Raiding																	
BABOON ID	Sex	26	27	28	29	30	31	1	2	3	4	5	6	7	8	9	10	11	12	13	14	15	16	17	18	19	20	21	22	TOTAL
SWB6	M																												0	
SWB10	M									1								2											2	
SWB11	M				1					1.1																	1	1	5	
UnID Males	M																												0	
UnID Females	F																												0	
UnID Juveniles																													0	
UnID Individuals																													0	
Troop																													0	
	%	TIME SPENT IN TOWN (Minutes)																								HRS				
Troop	0.0																												0.00	
Individuals	3.6				5					45																	240	410	11.67	
Roost:	AM	5	4	1	1	6	4	3	4	4	4	3	5	6	5	6	4	4	1	1	4	4	5	4	4	6	4	4	5	
Roost:	PM	4	1	1	1	4	3	4	4	4	3	5	6	4	4	4	4	1	1	6	4	5	4	4	6	4	4	4	6	
Roost Sites		1	Smits Caves				2	Partridge Point				3	Bluegums				4	Millers Point				5	Rocklands Farm							
ID Features of Baboons		6	Castle Rock				7	SANParks				8	Other / Unknown				9					10								
General remarks		<i>Black, bold and italics text indicates raids on SANParks land.</i>																												

Figure 1: Smitswinkel Bay Troop raid sheet for June 2018.

Incidents that affected management

SWB11:

- SWB11, an adult male from the Smitswinkel Troop, began to show dispersal behaviour this month.
- On 21 June, SWB11 left the troop above the Black Marlin Restaurant and moved in a northerly direction.
- SWB11 moved through Murdoch Valley and roosted alone on the cliffs at the Murdoch Valley.
- The following day, 22 June, SWB11 continued to move north from Murdoch Valley towards Simon's Town. He moved through the residential area and, once he heard barking from the Waterfall Troop, who were at the Waterfall Barracks at the time, he moved in that direction.
- SWB11 showed initial curiosity in the Waterfall individuals and, even after being chased by WF5, began following the Waterfall Troop at a distance.

2. WATERFALL TROOP

In Town Statistics

- The Waterfall Troop spent 100% of its time out of the urban area this month.
- Individuals spent 95,4% of time out of the urban area this month.
- Raids on City of Cape Town land decreased this month and accounted for 25% of their total raids. The remaining 75% of raids, took place on SA Navy properties.



Figure 2: The Waterfall Troop’s movement for June 2018.

Incidents that affected management

The South African Navy: Simon’s Town:

- The majority of raids took place on Navy land this month. With an absence of effective baboon-proofing in place, facilities belonging to the South African Navy, Simon's Town continue to be a constant source of attractants for baboons.
- Some of the bins at the Waterfall Barracks are baboon-proof bins, however many are broken and when filled over capacity, the locking mechanisms become useless.
- The lockable waste room door is often left open and baboons are able to access the waste inside.
- The residents at the Waterfall Barracks continue to leave windows open. This creates the opportunity for the baboons to enter the apartments to raid.

HWS: TROOP MONTHLY REPORT																														
SECTOR		CLASSES OF BEHAVIOUR																												
SOUTH EAST		1	In urban area	4	Attacking pets	7	Threatening behaviour/attack/stealing food																							
BABOON TROOP:	WATERFALL	2	Raid bins	5	Raid unoccupied house or vehicle	8	Breaking & Entering/Damaging property																							
MONTH: JUNE	YEAR: 2018	3	Non malicious damage	6	Raid occupied house or vehicle	9	Nocturnal Raiding																							
BABOON ID	Sex	26	27	28	29	30	31	1	2	3	4	5	6	7	8	9	10	11	12	13	14	15	16	17	18	19	20	21	22	TOTAL
CON4	M				5.2								2	2	2										2					6
WF5	M	5	2		5	5.2			2				2,2,2	2	2	5						2, 2, 2					6		16	
WFF5	F				5.2																								2	
WFF6	F																												0	
UnID Males	M	2			6, 2							2.2										2, 2		2.2					9	
UnID Females	F	2																											1	
UnID Juveniles		2										2																	1	
UnID Individuals		5	1		1	5.2	5,6,2			5,2, 1, 2							2					1	1		1, 2,2,5	2			20	
Troop																													0	
	%	TIME SPENT IN TOWN (Minutes)																										HRS		
Troop	0.0																											0.00		
Individuals	4.6	33	45		30	25				36												195	240		110	90	90		14.90	
Roost:	AM	1	15	1	2	2	2	2	12	2	1	10	10	10	10	10	10	10	12	1	1	2	1	15	2	2	2	1	1	
Roost:	PM	15	1	2	2	2	2	12	1	1	10	10	10	10	10	10	10	12	1	1	2	1	15	2	2	2	1	1		
Roost Sites	1	Waterfall Cliff				2	Happy Valley Mtn				3	Signal School				4	Admiral Footpath				5	Red Hill								
	6	Mountain CoGHN				7	Gate 3 - Plateau Road				8	Shamballah Pines				9	North Peak				10	SANAD								
	11	Bungalow				12	Murdock Valley Cliffs				13	Rocklands Farm				14	Other				15	Quarry								
ID Features of Baboons																														
General remarks		<i>Bold, Red and Italics indicates raiding inside the South African Naval Ammunition Depot (SANAD) and Waterfall Barracks. Black, Italics indicates raiding on farms.</i>																												

Figure 3: The Waterfall Troop raid sheet for June 2018.

Waste Removal:

- Waste removal in Simon’s Town has improved this month. However, recycle bags left out are still collected too late and remain an attractant to the baboons.

Happy Valley:

- On 13 June 2018, two residents from Happy Valley Home in Simon’s Town were seen feeding baboons.
- Multiple environmental education sessions have been conducted at the facility by HWS. However, certain residents disregard requests and continue to feed the baboons. This matter is being taken

further by CapeNature.

3. DA GAMA TROOP

In Town Statistics

- Time out of town for the troop was 99.6%.
- The troop spent only eight nights out of town, sleeping at Witsands and once in the pine trees on Winford Farm.
- Individuals' time out of town was down to 90.3%. This was a significant improvement from the previous month.



Figure 4: The Da Gama Troop's movement for June 2018.

Incidents that affected management

- Fighting between DG14 and DG18 reached new levels of intensity between 29 May and 2 June.
- Both males lost a canine each during the fighting. DG14 had a deep laceration on his face which healed, and DG18 had a superficial laceration on his neck.
- On several occasions, two or three females remained on the roof of the flats long after the troop moved to the mountain. These females would stay on the roof for up to three hours at a time before coming down and joining the troop.
- On four occasions (29 May – 1 June), DG14 and DG18, slept in town while the troop slept at the

Witsands Sleep Site. This invariably took place after fighting all day.

- Both males have killed infants and/or juveniles in the troop, which has resulted in the females fearing both males. Baboon rangers have been able to confirm that two infanticides took place, but there may have been more.
- On 9 June, the rangers found DG14 and DG18 at the Witsands Sleep Site, but the troop was not with them. The troop was only located at 11am, in an area between Kleinplaas Dam and Ocean View.

HWS: TROOP MONTHLY REPORT																															
SECTOR		CLASSES OF BEHAVIOUR																													
SOUTH EAST		1	2	3	4	5	6	7	8	9	10	11	12	13	14	15	16	17	18	19	20	21	22	TOTAL							
BABOON TROOP:	DA GAMA	1	2	3	4	5	6	7	8	9	10	11	12	13	14	15	16	17	18	19	20	21	22								
MONTH: JUNE	YEAR: 2018	In urban area	Raid bins	Non malicious damage	Attacking pets	Raid unoccupied house or vehicle	Raid occupied house or vehicle	Threatening behaviour/attack/stealing food	Breaking & Entering/Damaging property	Nocturnal Raiding																					
Troop																											4				
DG14 (O-G)	M	1						1	1	1						1	1	1								1	13				
DG18	M	6						1	1	1						1	2	1	1							1	15				
DGF1	F																										0				
DGF2	F																									1	1				
UnID Females	F	1																									1				
UnID Female	F																										0				
UnID Individuals		1							1		1	1	1			1	2			2	1	1	2	1	1	1	17				
UnID Juvs											1																1				
		TIME SPENT IN TOWN (Minutes)																								HRS					
Troop	0.4									10																	1.43				
Individuals	9.7	168	33					10	60	137		98	30	65		15	232	210	15	70	17	62	156	179	52	35	79	105	54	31.37	
Roost:	AM	1,2	1,2	1,2	1,2	1,2	11,3	11,3	11,4	11	3	1,2	1,2	1,2	3	11	11	11	2	1,2	1	1,2	1,2,3	3	1,3	2,3	1,2	18	1,2	1,2	
Roost:	PM	2	1,2	1,2	11,3	11,3	11,4	11,2,1	3	2	1,2	1,2	3	11	11	11	2	2	1	1,2	1,2,3	1,2	1,3	2,3	1,2	18	1,2	3	1,2		
Roost Sites	1	Flats				2	Pines - Flats				3	Pines - Da Gama				4	Pines - WG				5	Sport Fields Stables									
	6	Compass Bakery				7	Pines - Outspan				8	Jacks Shop				9	Elsie's Peak				10	Rotary Camp									
	11	Witsand				12	Slangkop				13	Platkop				14	Rasta Camp				15	Ocean View									
	16	KL sleep site				17	Maylands				18	Elsies River Valley				19	Red Hill / Windford				20	Grootkop									
	21	16th Avenue, DG				22	Lewis Gay Dam				23	Pinehaven				24	Kleinplaas Dam				25	Scarborough									
ID Features of Baboons																															
General remarks																															

Figure 5: The Da Gama Troop’s raid sheet for June 2018.

SOUTH EAST REGIONAL SUMMARY:

Births and Deaths

- Three births were reported in the Smitswinkel Troop (one on 4 June, and two others on 11 June 2018).
- Two juveniles died in the Da Gama Troop because of infanticide (one on 27 May and another on 13 June 2018).
- No births or deaths were reported in the Waterfall Troop during this reporting period.

Recommendations

- The Navy does not assign personnel to pull out the **baboon-proof bins from the bin-bays**. Waste collection trucks do not take the **bins out of the bin bay**. This impasse needs to be addressed by the City Waste teams and the SA Navy management because it is impacting on baboon management.
- **Baboon-proof bins** are needed at the **West Yard** at the **Navy docks** to prevent baboon raids. The

cafeteria at the **West Yard** also needs to **be baboon-proofed**.

- All vegetable gardens should be baboon-proofed, and residents should refrain from planting and nurturing fruit trees in baboon-affected areas. Alternatively, all fruit should be removed from fruiting trees.
- Residents at the **Waterfall Barracks** and **Happy Valley Shelter** should **keep their doors and windows closed** and their food out of the sight of baboons, when they are not there to prevent raids.
- Law enforcement is urgently needed in the South East to prevent the illegal use paintball markers and pellet guns by residents, who use these to deter baboons.
- **Poor waste management** at the South African Naval Ammunition Depot (**SANAD**) and the **Waterfall Barracks** needs to be addressed. If waste management is improved, baboons will not be able gain access to food so easily and fewer baboon incidences will be recorded.
- A **solution** for the '**What's Ya Flava**' café in Simon's Town needs to be found, to prevent baboons from raiding the shop, but still making it easily accessible for customers.
- The **use of clear recycling bags** in baboon-affected areas **should be re-evaluated** as this remains an attractant for baboons.
- **Waste and recycling collection** should be **prioritised and collected early in baboon-affected areas** to avoid becoming an attractant to baboons.

SOUTH WESTERN REGION – AREA MANAGER: CATH SHUTTE

1. GROOT OLIFANTSBOS TROOP (GOB)

In Town Statistics

- The GOB Troop spent the majority (93%) of June within the Cape of Good Hope (CoGH) section of the Table Mountain National Park (TMNP).
- While outside the CoGH, the troop slept in the pines at Shamballah (7%).
- The three GOB females (also referred to as the GOB individuals) and their three juveniles, roosted at the Misty Cliffs Sleep Site for the entire month of June, except one night, when they slept on Bonteberg.
- These Individuals spent 70,4% of their time out of the urban area this month.

Incidents that affected management

9 June 2018:

- The three GOB females had spent the previous night inside the CoGH section of the TMNP. During the afternoon, the rangers heard GOB8 barking from the direction of Bonteberg, where the three females

foraged.

- GOB8 began to run after the females, barking. The three females responded to this and split up and ran towards Scarborough.

Farm 1390:

- Individual members of the GOB Troop have visited Farm 1390, on the corner of Red Hill Road and Plateau Road, sporadically this month.
- The farm has free ranging chickens, numerous fruit trees as well as a large vegetable garden.
- This property is a point source attractant, with a multitude of available food sources, which has led to an increase in baboon activity in the area.

HWS: TROOP MONTHLY REPORT																														
SECTOR		CLASSES OF BEHAVIOUR																												
SOUTH WEST		1	In urban area	4	Attacking pets	7	Threatening behaviour/attack/stealing food																							
BABOON TROOP:	GOB	2	Raid bins	5	Raid unoccupied house or vehicle	8	Breaking & Entering/Damaging property																							
MONTH: JUNE	YEAR: 2018	3	Non malicious damage	6	Raid occupied house or vehicle	9	Nocturnal Raiding																							
BABOON ID	Sex	26	27	28	29	30	31	1	2	3	4	5	6	7	8	9	10	11	12	13	14	15	16	17	18	19	20	21	22	TOTAL
Unld Females	F	1	1	1	1	1	1	1	1	1	1	1	1.2	1			1	1	1	1	1	1	1	1	1	1	1	1	26	
Unld Individuals																													0	
Juveniles																													0	
Troop																													0	
	%	TIME SPENT IN TOWN (Minutes)																								HRS				
Troop	0.0																												0.00	
Individuals	29.6	165	126	335	226	101	360	345	330	360	50	340	356	199			205	60	390	253	33	195	85	385	66	135	230	390	95.33	
Roost:	AM	4.1	2.1	2.1	5.1	2.1	2.1	5.1	5.1	4.1	5.1	2.1	2.1	2.1	5.1	5.2	2	2.1	2.1	2.1	4.1	5.1	6.1	2.1	2.1	5.1	2.1	2.1	5.1	
Roost:	PM	2.1	2.1	5.1	2.1	2.1	5.1	5.1	4.1	5.1	2.1	2.1	2.1	5.1	5.2	2	2.1	2.1	2.1	4.1	5.1	6.1	2.1	2.1	5.1	2.1	2.1	5.1		
Roost Sites		1	Misty Cliffs		2	CoGH Reserve		3	Red Hill		4	Shamballah		5	Wildschutsbrand															
		6	Perdekloof		7	CoGH Nursery		8	Misty Cliffs 2		9	Other																		
ID Features of Baboons																														
General remarks		<i>Black, bold and italics text indicates raids on SANParks land.</i>																												

Figure 6: GOB Troop raid sheet for May 2018.

2. THE SLANGKOP TROOP

In Town Statistics

- The troop spent 100% of time out of the urban area for the month of June.
- Individuals spent 94,1% of time out of the urban area for the month of June.
- The troop slept in the pines trees behind Ocean View for 75% of the month and the Compass Cliffs Sleep Site for 25% of the month.

Incidents that affected management

Fruit Trees:

- Individual baboons are constantly attracted to the many fruit trees in Ocean View.
- The main areas for concern are Cheetah Road, Comet Road, Laguma Street and Alcor Avenue.

Ocean View:

- The close proximity of the troops preferred winter sleep site, Kali's Pines, to Ocean View continued to result in human/baboon conflict this month.
- Resident children from Ocean View were seen throwing stones and chasing the baboons. The children actively seek out the baboons and often follow the baboons up the mountain. This was particularly noticeable during the school holidays.



Figure 7: The Slangkop Troop's movements for June 2018.

SK8:

- SK8, an adult male from the Slangkop Troop, was euthanased on 31 May 2018 following approval by the Wild Animal Advisory Committee (WAAC) in terms of the raiding protocols.

HWS: TROOP MONTHLY REPORT																															
SECTOR		CLASSES OF BEHAVIOUR																													
SOUTH WEST		1	In urban area	4	Attacking pets	7	Threatening behaviour/attack/stealing food																								
BABOON TROOP:	Slangkop	2	Raid bins	5	Raid unoccupied house or vehicle	8	Breaking & Entering/Damaging property																								
MONTH: JUNE	YEAR: 2018	3	Non malicious damage	6	Raid occupied house or vehicle	9	Nocturnal Raiding																								
BABOON ID	Sex	26	27	28	29	30	31	1	2	3	4	5	6	7	8	9	10	11	12	13	14	15	16	17	18	19	20	21	22	TOTAL	
SK6 (Adult Male)	M			2		2			1		1				1	6,2,2,2						2	1	1	1		1	1		15	
SK8 (Sub-Adult Male)	M		1	2,2		2																								4	
UnID Males	M			2								2	1,7	1	1						1			1,6	1	2		1	1	1	14
UnID Females	F		2	2,2,5		2,5			1,2,5			1	1,7		1,1	6,2,2,2				1		2	1	1	2,1		1	1	1	27	
UnID Juveniles						2																								1	
UnID Individuals																						2		1		1	1			4	
Troop																														0	
	%	TIME SPENT IN TOWN (Minutes)																								HRS					
Troop	0.0																													0.00	
Individuals	5.9	44	20		63			70		22	32	48	41	130	99			23		37	60	70	195	40	85	10	60		19.15		
Roost:	AM	2	2	2	2	2	3	2	2	2	2	3	3	2	2	3	2	2	2	2	2	2	3	2	3	2	2	2	2	2	
Roost:	PM	2	2	2	2	3	2	2	2	2	3	3	2	2	3	2	2	2	2	2	3	2	3	2	2	2	2	2	3	2	
Roost Sites		1	Slangkop			2	Ocean View			3	Compass Bakery			4	Witsand			5	Other												
ID Features of Baboons																															
General remarks		<i>Red, bold and italics text indicates raids at Rogers Farm and the City waste disposal site.</i>																													

Figure 8: The Slangkop Troop's raid sheet for June 2018.

SOUTH WEST REGIONAL SUMMARY:

Births and Deaths

- On 31 May 2018, SK8 from the Slangkop Troop was euthanased following WAAC approval in terms of the raiding protocol.
- On 15 June 2018, a new infant was seen in the Slangkop Troop.

Recommendations

- Management of the Slangkop Troop should improve if the patches of **invasive alien plants** situated **above Ocean View** and **below the Compass Bakery Sleep Site** are removed. This issue has been addressed with South African National Parks (SANParks) and is pending.
- All **fruiting trees or visible fruit** should be harvested from fruit trees in baboon-affected areas so that this is not an attractant for baboons.
- Baboon-proof bins** should be used by commercial businesses in **Heron Park** to prevent raiding.

NORTHERN REGION – AREA MANAGER: STEPHANUS FERREIRA

1. TOKAI TROOP

In Town Statistics

- Time out of town for the troop for June 2018 was 99.9%. Time out of town for individuals was 99.9%
- The troop mostly slept at the Tea Garden Sleep Site and the SANParks' Tokai Picnic Sleep Site.



Figure 9: Tokai and Zwaanswyk Troop movements for June 2018. Data from HWS GPS Collar on TKF15.

Incidents affecting management

Raids:

- On 4 June one untagged male took a bag of rice from the Tea Hall at Chrysalis Academy.
- On 17 June MT10 (adult male) entered the Tea Hall at Chrysalis Academy. However, HWS rangers prevented him from raiding inside the Tea Hall and he was pushed out shortly thereafter.
- On 19 June the Tokai Troop broke the line and crossed Orpen Road and ran towards the Bloekom Lane houses (next to Cape Academy). No raiding occurred. However, the many fruit trees in the area attracted the baboons. The troop only spent 15 minutes in Bloekom Lane before being pushed back by HWS rangers.

Tagging and Collaring:

- On 1 June 2018 MT11 (alpha male) from the Tokai Troop was tagged and collared for identification purposes.

Migrations/Immigrations:

- On 26 May MT8 (adult male) immigrated to the Tokai Troop from the Zwaanswyk Troop.

HWS: TROOP MONTHLY REPORT																														
SECTOR				CLASSES OF BEHAVIOUR																										
North				1	In urban area	4	Attacking pets	7	Threatening behaviour/attack/stealing food																					
BABOON TROOP:		TOKAI		2	Raid bins	5	Raid unoccupied house or vehicle	8	Breaking & Entering/Damaging property																					
MONTH: JUNE		YEAR: 2018		3	Non malicious damage	6	Raid occupied house or vehicle	9	Nocturnal Raiding																					
BABOON ID	Sex	26	27	28	29	30	31	1	2	3	4	5	6	7	8	9	10	11	12	13	14	15	16	17	18	19	20	21	22	TOTAL
MT 8 (G-W) VHF collar	M																													
MT 10 (P-Y)	M																							6						1
MT 11 (Blue)	M																													
Un ID Female	F																													
Un ID Female	F																													
Un ID Female	F																													
Un ID Juvenile																														
Tokai Troop															3												1			1
TIME SPENT IN TOWN (Minutes)																														
	%																											HRS		
Troop	0.1																											0.25		
Individuals	0.0																											0.00		
Roost:	AM	1	1	3	1	1	3	1	1	6	6	1	1	3	1	4.5	4.5	4	4	4	4	4	4	4.5	4.5	4	4	4	4	4
Roost:	PM	1	3	1	1	3	1	1	6	6	1	1	3	1	4.5	4.5	4	4	4	4	4	4	4.5	4.5	4	4	4	4	4	
Roost Sites	1	Tea Garden				2	Upper Tea Garden				3	Manor House Pines				4	Picnic Site 1				5	Picnic Site 2								
	6	Picnic Site 3				7	Tokai Bridge				8	Mikes Stables Pines				9	Chrysalis Gums				10	Laundry Pines								
	11	Silvermine Pines				12	Promised Land Gums L5				13	Other				14					15									
	16					17					18					19					20									
	21					22					23					24					25									
ID Features of Baboons																														
General remarks		<i>Bold and italics indicates non-urban raids.</i>																												

Figure 10: The Tokai Troop’s raid sheet for May 2018.

2. ZWAANSWYK TROOP

In Town Statistics

- Time out of town for the troop was 100%.
- Time out of town for individuals was 100%
- The troop mostly slept at the SANParks’s Tokai Picnic Sleep Site during June 2018.

Incidents

- There were no raiding or other incidences to note for the Zwaanswyk Troop during June.

HWS: TROOP MONTHLY REPORT																														
SECTOR		CLASSES OF BEHAVIOUR																												
North		1	In urban area	4	Attacking pets	7	Threatening behaviour/attack/stealing food																							
BABOON TROOP:	ZWAANSWYK	2	Raid bins	5	Raid unoccupied house or vehicle	8	Breaking & Entering/Damaging property																							
MONTH: JUNE	YEAR: 2018	3	Non malicious damage	6	Raid occupied house or vehicle	9	Nocturnal Raiding																							
BABOON ID	Sex	26	27	28	29	30	31	1	2	3	4	5	6	7	8	9	10	11	12	13	14	15	16	17	18	19	20	21	22	TOTAL
TK 53 (R-Y) VHF collar	M																													
Un ID Male	M																													
Un ID Female	M																													
Un ID Female	F																													
Un ID Juvenile																														
Zwaanswyk Troop																														
	%	TIME SPENT IN TOWN (Minutes)																								HRS				
Troop	0.0																													0.00
Individuals	0.0																													0.00
Roost:	AM	1	1.6	6	6	1	5	4	3	3	7	4	1	3	3	5.6	8	8	3	4	4	4	5	8	5	5	8	4	4	
Roost:	PM	8	6	6	1	5	4	3	3	7	4	1	3	3	5.6	8	8	3	4	4	4	5	8	5	5	8	4	4	3	
Roost Sites	1	Tea Garden				2	Upper Tea Garden				3	Manor House Pines				4	Picnic Site 1				5	Picnic Site 2								
	6	Picnic Site 3				7	Tokai Bridge				8	Mikes Stables Pines				9	Chrysalis Gums				10	Laundry Pines								
	11	Silvermine Pines				12	Promised Land gums L5				13	Other				14					15									
	16					17					18					19					20									
	21					22					23					24					25									
ID Features of Baboons																														
General remarks																														

Figure 11: The Zwaanswyk Troop’s raid sheet for June 2018.

Migrations/Immigrations:

- On 26 May, MT8 (adult male) migrated from the Zwaanswyk Troop to the Tokai Troop.

3. CONSTANTIA TROOP 1 (CT1)

In Town Statistics

- Time out of town for the troop was 99%.
- Time out of town for individuals was 98.5%.
- The troop mostly slept at the Upper gums and Bike Trails sleep sites during June 2018.

Incidents affecting management

- On 31 May a few untagged individuals entered Price Drive. No raids were recorded. The baboons were pushed out of the urban area by HWS staff after 40 minutes.
- On 8 June, one untagged sub-adult male and three juveniles went to the Little Stream Restaurant and raided two bins. They were however, quickly pushed back to the troop by HWS staff.
- On 9 June, the troop broke the line and entered Price Drive. Untagged individuals undertook five bin raids during the time that the troop was in the urban area. The troop spent 200 minutes in town on this day.
- On 21 June, the troop entered Price Drive. The troop spent 45 minutes in town and individuals

recorded 75 minutes in town. No raids were reported or observed during this time.

- On 21 June, an untagged adult male entered a property in Price Drive and had an altercation with four of the residents' dogs on the property. The owner allegedly intervened, and the baboon died. This incident was reported to CapeNature and the SPCA.
- On 22 June, the collar from CON15 was found on Price Drive by HWS staff. Evidence suggests it was cut off the animal. At the time of this report CON15 has not been found.

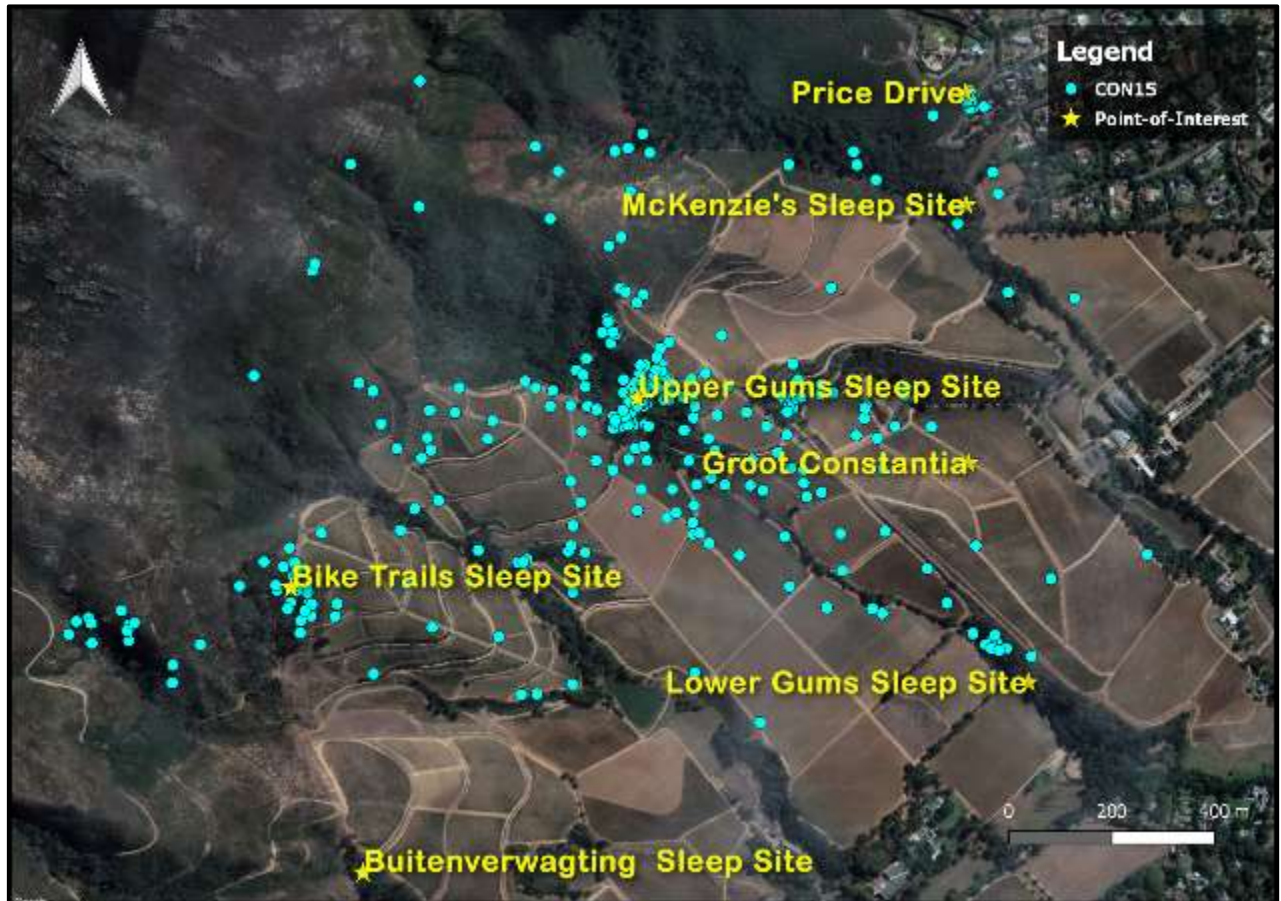


Figure 12: Constantia Troop 1 movements for June 2018. Data from HWS GPS Collar on CON15.

HWS: TROOP MONTHLY REPORT																														
SECTOR		CLASSES OF BEHAVIOUR																												
North		1	In urban area	4	Attacking pets	7	Threatening behaviour/attack/stealing food																							
BABOON TROOP:	CT1	2	Raid bins	5	Raid unoccupied house or vehicle	8	Breaking & Entering/Damaging property																							
MONTH: JUNE	YEAR: 2018	3	Non malicious damage	6	Raid occupied house or vehicle	9	Nocturnal Raiding																							
BABOON ID	Sex	26	27	28	29	30	31	1	2	3	4	5	6	7	8	9	10	11	12	13	14	15	16	17	18	19	20	21	22	TOTAL
CON6 (Orange) VHF Collar	M																													
CON13 (White-W)	M																													
CON15 (R-G)GPS Collar	M																													
Un ID Male	M														2,2													1		3
Un ID Female	F																											1		1
Un ID Juvenile																												1		1
CT1							1									2,2,2,2,2												1		6
		TIME SPENT IN TOWN (Minutes)																								HRS				
Troop	%	1.3														200													45	4.08
Individuals	%	1.6					40									200													75	5.25
Roost:	AM	1	1	1	1	1	9	7	1	1	2	3	1	1	1	9	9	1	1	2	6	1	1	3	1	1	1	6	1	
Roost:	PM	1	1	1	1	1	9	7	1	1	2	3	1	1	1	9	9	1	1	2	6	1	1	3	1	1	1	6	1	3
Roost Sites	1	Upper Gums				2	Lower Gums				3	Bike Trails Gums				4	Buitenvergtg gums				5	Block 10 Gums								
	6	Mckenzie's				7	Castle Gums				8	Dumping Site				9	Other				10									
	11					12					13					14					15									
	16					17					18					19					20									
	21					22					23					24					25									
ID Features of Baboons																														
General remarks	<i>Bold and Italics indicates non-urban raids.</i>																													

Figure 13: Constantia Troop 1 raid sheet for June 2018.

4. CONSTANTIA TROOP 2 (CT2)

In Town Statistics

- Time out of town for the troop was 100%.
- Time out of town for individuals was 100%.
- The troop mostly slept at the Buitenverwachting Gums Sleep Site during June 2018.

Incidents

- The troop stayed out of the urban area and no raids were recorded by HWS for June 2018.

5. MOUNTAIN TROOP

In Town Statistics

- Time out of town for the troop was 100%.
- Time out of town for individuals was 100%.
- The troop slept mostly at the Buitenverwachting Gums site and slept at the Tea Garden for the first time from 20 to 22 June.

Incidents affecting management:

- The Mountain Troop sleeping at the Tea Garden Sleep Site resulted in an extra troop foraging in the Tokai area and made it very difficult for HWS staff to keep baboons out of the urban area.

NORTH REGIONAL SUMMARY:**Births and Deaths**

Two births and three deaths were recorded in the North during June 2018 (26 May to 22 June 2018).

Tokai Troop:

- On 8 June an infant was seen in the Tokai Troop.
- A dead juvenile was found at Tea Garden Sleep Site on 8 June. The cause of death is unknown. The baboon's neck seemed to be broken and was concluded that it probably fell out of a tree during a fight the previous night.
- On 19 June, one untagged adult male died during an altercation with a Pitbull in Bloekom Lane. The incident was reported to the SPCA.

Zwaanswyk Troop:

- On 5 June one infant was reported in the Zwaanswyk Troop.

Constantia 1:

- On 21 June, an untagged adult male, died of injuries sustained after an altercation with four dogs and the owner of a property in Price Drive.

Constantia 2:

- No births or deaths were recorded for CT2.

Mountain Troop:

- No births or deaths were recorded for the Mountain Troop.

Recommendations

- The **electrified perimeter fence** at the **SANParks' Tokai Picnic Site** should be **upgraded and maintained** on a regular basis, to prevent baboons from entering the picnic site and raiding picnickers.
- **Regular maintenance and upgrades to electrified perimeter fences on wine estates** will reduce baboon incursions on wine farms. **Regular trimming and removal of overhanging trees** and closing of excavations would also reduce baboon access to farms.
- Measures such as storing food in secure areas will aid in a reduction of baboon attractants and lead to reduced raiding at **Chrysalis Academy**.
- Measures such as the **baboon-proofing of private and staff houses on wine estates** in the range of the northern troops will aid in a reduction of baboon attractions.

C. GENERAL COMMENTS ON ALL BABOON TROOPS

1. POPULATION DATA

During June 2018, six births and six deaths were recorded in the managed troops. In addition, on 22 June the collar from CON15 was found on Price Drive. Evidence suggests it was cut off the animal. At the time of this report, CON15 had still not been found.

As specified by the City of Cape Town tender (awarded in July 2017), an accurate ground count will be conducted annually. The first of these counts was conducted in May and June to determine the number of baboons in each troop. It is evident from Table 1 that for some troops the numbers expected are the same or very similar to what was counted, while for others the numbers are quite markedly different.

In the past most of these discrepancies were explained by potential double counts for births, thereby artificially boosting numbers; or, some deaths going unnoticed. This can easily happen with infanticides and the dead babies not being found, or old animals dying hidden in thick bush. The balance of observed versus expected for the southern sub population is a shortage of two baboons. However, in the northern sub population there is a shortage of 20 baboons. There is no immediate explanation for this difference, but another count will be done to confirm the numbers of baboons in the north.

TROOP	Total December Populations						JUNE 2018			Total Births 2018	Total Deaths 2018	Emigration/Immigration Totals for 2018	TOTAL EXPECTED POPULATION JUNE 2018	TOTAL COUNTED
	2012	2013	2014	2015	2016	2017	Births	Deaths	Emigration / Immigration					
Da Gama Troop	54	45	43	49	55	55	0	2		12	5		62	55
Smitswinkel Bay	23	21	22	23	33	33	3	0		3	1		35	35
Waterfall	28	30	30	32	37	38	0	0		6	0		44	40
Groot Olifantsbos	19	13	17	16	22	25	0	0		0	0		25	29
GOB Troop													19	23
*GOB Individuals							0	0		0	0		6	6
*Misty Cliffs	18	16	14	11	0	0	0	0		0	0		0	0
Slangkop	33	32	36	41	40	42	1	1		2	1		43	44
SUB TOTAL	175	157	162	172	187	193	4	3		23	7		234	232
Zwaanswyk	25	26	28	30	29	25	1	0	-1 MT8	2	3	+1	25	20
Tokai	61	65	72	62	67	71	1	2	+1 MT8	6	4	+1	74	75
Mountain	33	44	48	49	52	64	0	0		3	4	-1	62	57
Constantia 1 & 2:	60	63	70	77	84	93	0	1		7	5	-1	94	83
*Constantia 1						66	0	1		5	5	-1	65	57
*Constantia 2						27	0	0		2	0		29	26
SUB TOTAL	179	198	218	218	232	253	2	3		18	16		255	235
TOTAL	354	355	380	390	419	446	6	6		41	23		489	467

Table 1: Population data for the eleven managed troops on the Cape Peninsula at June 2018. Emigration /Immigration figures show animal movement between troops and are included in the troop population totals. The Misty Cliffs individuals were included in the GOB Troop totals since December 2016. *The Constantia Troops totals are split between CT1 and CT2 from December 2017 to differentiate between the total number of baboons in each of these two troops from January 2018.

Deaths	2012*	2013	2014	2015	2016	2017	JUNE 2018	2018 to Date	TOTAL
Management	17	16	8	7	7	12	1	2	69
Human Induced (HID)	8	7	10	11	7	6	2	3	52
Direct **	8	6	6	8	4	3	2	3	38
Indirect ***	0	1	4	3	3	3	0	0	14
Natural	7	30	19	33	16	28	2	8	141
Unknown	1	3	0	4	7	13	1	10	38
TOTAL	33	56	37	55	37	59	6	23	300

Table 2: Causes of baboon deaths since 2012 (*Data collected during the first half of 2012 provided by Baboon Research Unit, UCT); **Deaths caused directly by humans such as motor vehicle accidents, shooting, poisoning and dogs. ***Deaths caused indirectly by humans such as electrocutions.

2. HOTLINE DATA

During June 2018, there was a total number of 88 calls, 68 of these calls were raid-related. There has been a reduction of 15 raid-related calls from the previous month. Most of the calls were from Welcome Glen, Imhoff's Gift and Scarborough. There were 17 calls that were from other areas and general enquiries. The composition of hotline calls followed a very similar pattern of 81% of the calls were merely reporting baboons in town, and the rest were mainly reporting bin raids and raids on occupied houses.

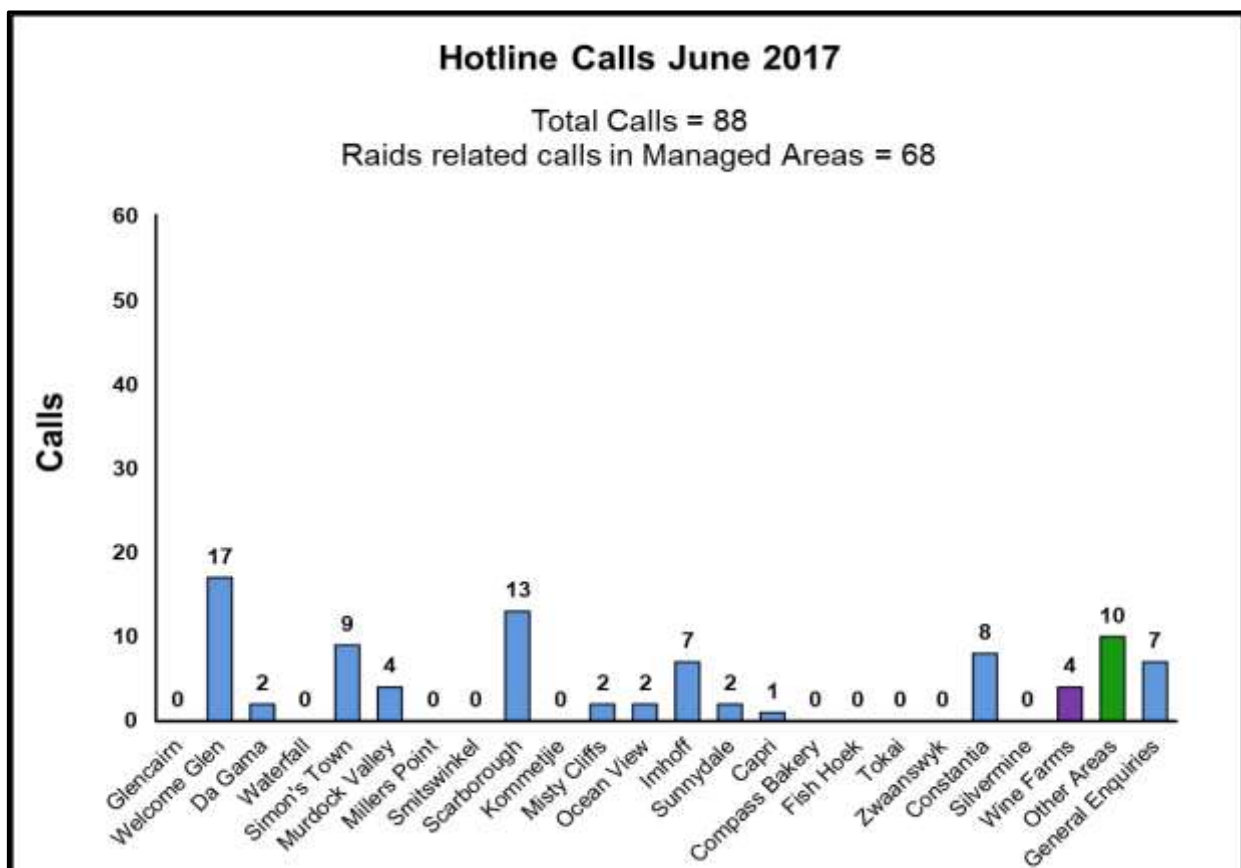


Figure 14: Hotline calls summary per urban area for June 2018.

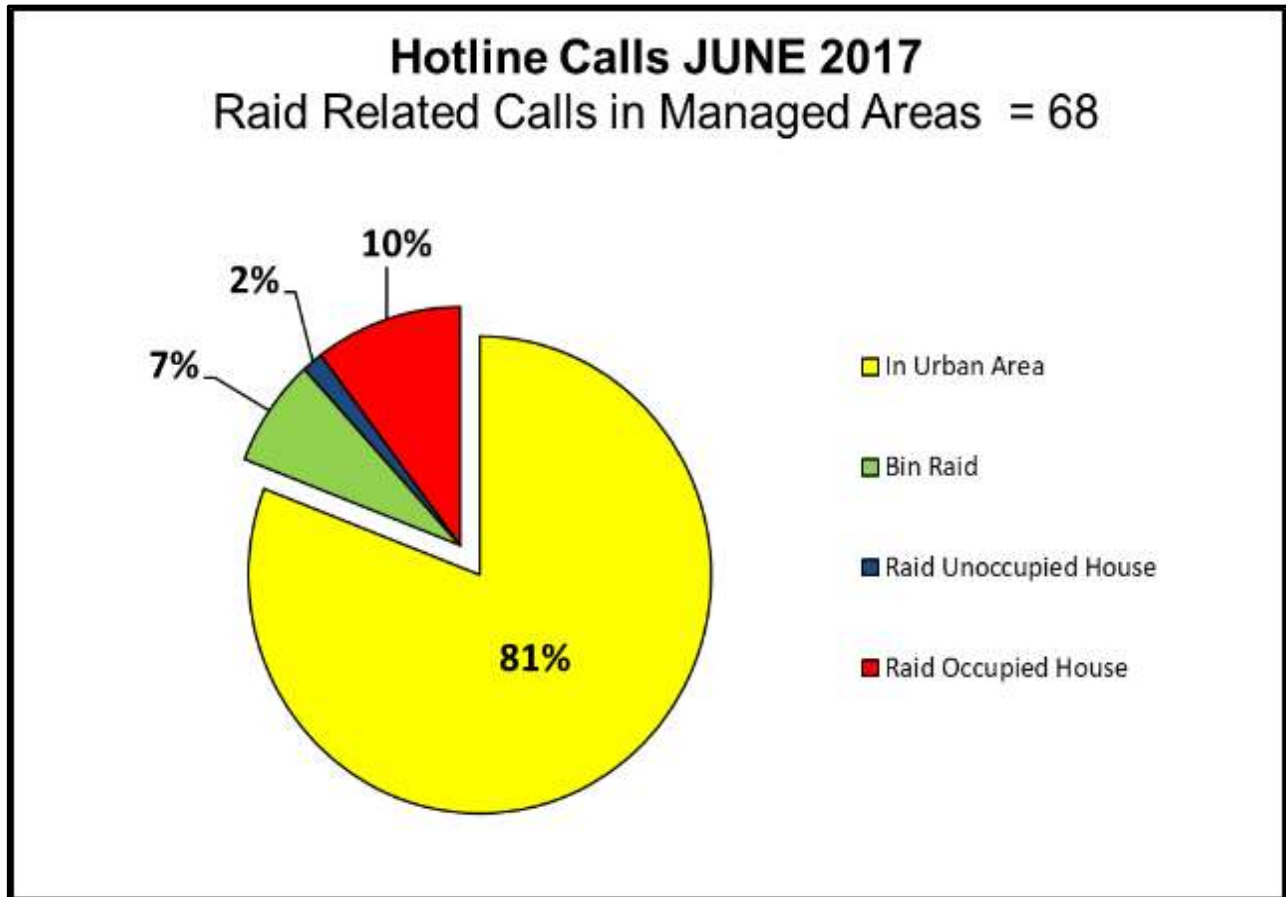


Figure 15: Composition of raid-related hotline calls during June 2018. Raid related hotline calls are calls reporting managed baboons in urban areas. Managed Areas are those areas in which managed baboon troops raid. Other Areas represent those areas, beyond the urban edge or the range of managed baboons.

3. PERCENTAGE TIME OUT OF TOWN

The percentage of time that the troops spent out of town this month is 99.8%. Only the Da Gama Troop and the Constantia 1 Troop spent more than an hour in town this month. Individuals spent a total of 94.5% of time out of town. Individuals from Da Gama spent the most amount of time in town, 9.7%. Time in town for the Smitswinkel individuals can mainly be attributed to SWB11 who had started to disperse from the troop and spent time in Murdoch Valley and Simon’s Town.

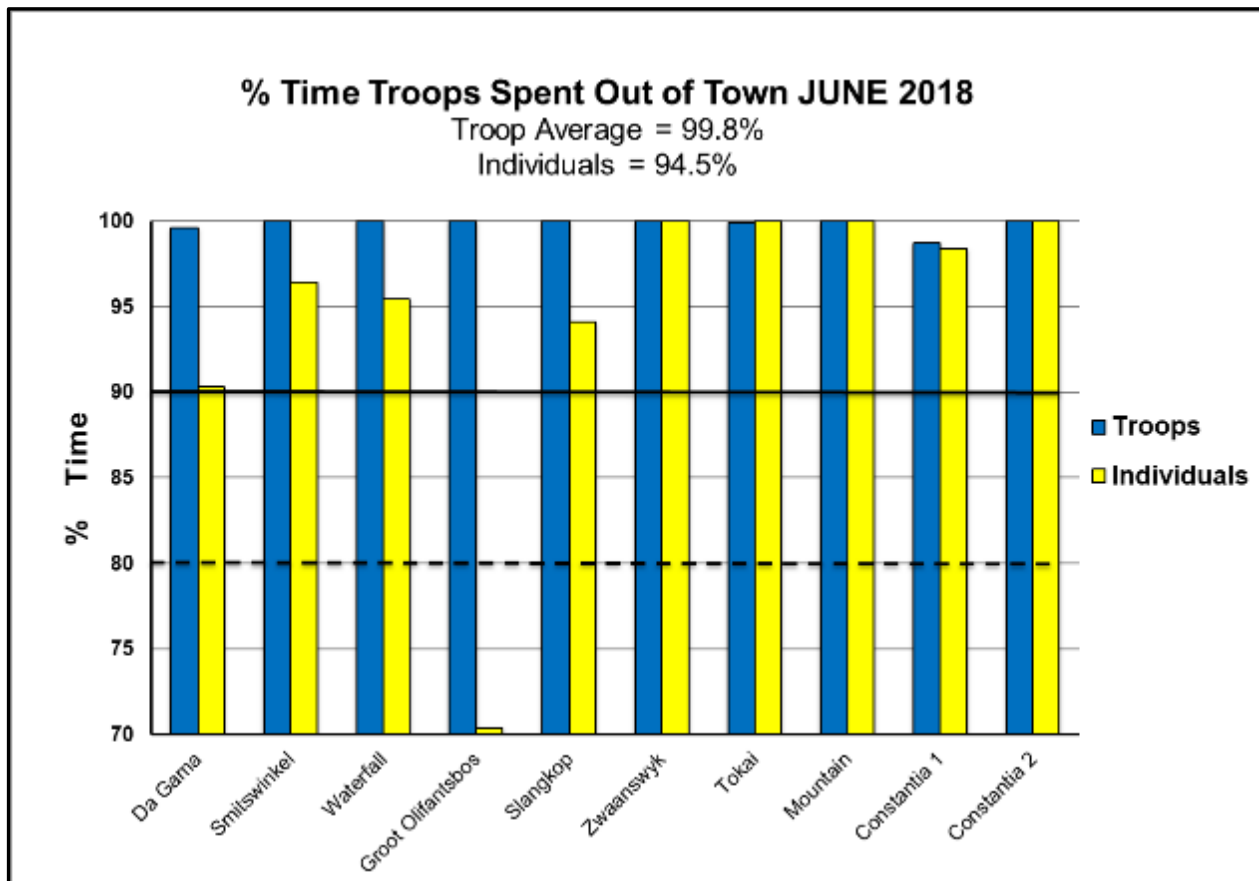


Figure 16: Percentage time troops spent out of town (June 2018). The solid line indicates the City of Cape Town’s 2014 contract requirement and the broken line indicates the 2012 contract requirement.

D. CONCLUSION

Winter is traditionally the time of year when baboons have the least amount of natural forage available to them. However, with the good rains, there has been fresh regrowth and forage for the baboons. The dispersal of SWB11 from the Smitswinkel Troop, resulted in an increase in time in town for individuals.

As of the July 2017 tender, each year an accurate ground count will be conducted in May and June to determine the number of baboons in each troop. At the end of June, discrepancies between expected versus observed numbers are corrected, and the figures are adjusted as per the counts. The removal of some baboons in the Constantia area at the end of the reporting period has rendered this months’ data inconclusive. These figures will be revised with up to date counts in the July report.

Dr Phil Richardson

HUMAN WILDLIFE SOLUTIONS (PTY) LTD