



# **Human Wildlife Solutions**

**Monthly Report**

**JANUARY 2018**

## **TABLE OF CONTENTS:**

<b>A. INTRODUCTION.....</b>	<b>1</b>
<b>B. BABOON MANAGEMENT AND RAID REPORTING .....</b>	<b>1</b>
<b>South Eastern Region – Area Manager: Ziggy Rode / Cath Shutte .....</b>	<b>1</b>
<b>1. Smitswinkel Bay Troop .....</b>	<b>1</b>
<b>2. Waterfall Troop .....</b>	<b>2</b>
<b>3. Da Gama Troop.....</b>	<b>4</b>
Births and Deaths .....	7
Recommendations .....	7
<b>South Western Region – Area Manager: Cath Shutte.....</b>	<b>7</b>
<b>1. Groot Olifantsbos Troop (GOB).....</b>	<b>7</b>
<b>2. Slangkop Troop.....</b>	<b>8</b>
Births and Deaths .....	9
Recommendations .....	10
<b>Northern Region – Area Manager: Byron Loubser .....</b>	<b>10</b>
<b>1. Tokai Troop .....</b>	<b>10</b>
<b>2. Zwaanswyk Troop.....</b>	<b>11</b>
<b>3. Constantia Troop 1 (CT1) .....</b>	<b>12</b>
<b>4. Constantia Troop 2 (CT2) .....</b>	<b>13</b>
<b>5. Mountain Troop .....</b>	<b>14</b>
Births and Deaths .....	14
Recommendations .....	14
<b>C. GENERAL COMMENTS ON ALL BABOON TROOPS .....</b>	<b>15</b>
<b>6. Population Data.....</b>	<b>15</b>
<b>7. Hotline Data .....</b>	<b>16</b>
<b>8. Percentage Time Out of Town .....</b>	<b>18</b>
<b>D. CONCLUSION.....</b>	<b>18</b>

## **A. INTRODUCTION**

This monthly report covers the period from 23 December 2017 to 26 January 2018. In general, the behaviour of all the baboon troops was much the same this month, as it has been for the past few summer months. Despite the drought, there is still adequate forage available in the fynbos and all the troops have access to water. The highest number of hotline calls this month, was from the Tokai area. This was however, attributed to SK7, who spent over 82 hours in the urban area.

## **B. BABOON MANAGEMENT AND RAID REPORTING**

### **South Eastern Region – Area Manager: Ziggy Rode / Cath Shutte**

#### **1. SMITSWINKEL BAY TROOP**

##### **In Town Statistics**

- Both the troop as a whole and individuals spent 100% of time out of the urban area this month.
- Only one raiding incident took place. It was at the South African National Parks (SANParks) tented camps above Smitswinkel Bay on 3 January.
- The troop concentrated its movements to the southern section of its home range and foraged extensively along the coast and on the mid slopes of Swartkop Mountain.

##### **Incidents**

###### **29 December 2018:**

- The Kanonkop Troop, moved out of the Cape of Good Hope (CoGH) section of the Table Mountain National Park (TMNP). This troop's home range falls within the CoGH. The troop spent one night above Smitswinkel Bay before it moved back into the CoGH.

HWS: TROOP MONTHLY REPORT																																					
SECTOR		CLASSES OF BEHAVIOUR																																			
SOUTH EAST		1	In urban area	4	Attacking pets	7	Threatening behaviour/attack/stealing food																														
BABOON TROOP:	SMITS	2	Raid bins	5	Raid unoccupied house or vehicle	8	Breaking & Entering/Damaging property																														
MONTH: JANUARY	YEAR: 2018	3	Non malicious damage	6	Raid occupied house or vehicle	9	Nocturnal Raiding																														
BABOON ID	Sex	23	24	25	26	27	28	29	30	31	1	2	3	4	5	6	7	8	9	10	11	12	13	14	15	16	17	18	19	20	21	22	23	24	25	26	TOTAL
SWB6 (R-B)	M																																				0
SWB10 (Y-W)	M																																				0
UnID Males	M																																				0
UnID Females	F																																				0
UnID Juveniles																																					0
UnID Individuals													2																								1
Troop																																					0
		TIME SPENT IN TOWN (Minutes)																										HRS									
	%																																				0.0
Troop	0.0																																				0.00
Individuals	0.0																																				0.00
Roost:	AM	6	6	3	6	1	1	3	6	4	3	1	1	1	7	1	1	2	1	1	1	6	3	3	2	3	5	3	2	1	6	3	1	1	1	1	
Roost:	PM	6	3	6	1	1	3	6	4	3	1	1	1	7	1	1	2	1	1	1	6	3	3	2	3	5	3	2	1	6	3	1	1	1	1	1	
Roost Sites		1 Smits Caves		2 Partridge Point		3 Bluegums		4 Millers Point		5 Rocklands Farm																											
		6 Castle Rock		7 SANParks		8 Other/Unknown		9		10																											
ID Features of Baboons																																					
General remarks		Black, <b>bold</b> and <i>italics</i> text indicates raids at SanParks.																																			

Figure 1: Smitswinkel Bay Troop raid sheet for January 2018.



Figure 2: A young male from the Smitswinkel Bay Troop feeding on shellfish.

## 2. WATERFALL TROOP

### In Town Statistics

- Time spent out of town for the Waterfall Troop increased this month from 99,3% in December 2017 to 99,9% in January 2018.
- Individual time out of town also increased from 91,1% in December 2017 to 99,3% in January 2018. The main reason for this is that the troop spent 66% of the month (22 nights) at the South African Naval Depot (SANAD) Sleep Site and one night at the Red Hill Sleep Sites.

SECTOR		CLASSES OF BEHAVIOUR																																				
SOUTH EAST		1	In urban area	4	Attacking Pets	7	Threatening behaviour/attack/stealing food																															
BABOON TROOP:	WATERFALL	2	Raid bins	5	Raid unoccupied house or vehicle	8	Breaking & Entering/Damaging property																															
MONTH: JANUARY	YEAR: 2018	3	Non malicious damage	6	Raid occupied house or vehicle	9	Nocturnal Raiding																															
BABOON ID	Sex	23	24	25	26	27	28	29	30	31	1	2	3	4	5	6	7	8	9	10	11	12	13	14	15	16	17	18	19	20	21	22	23	24	25	26	TOTAL	
CON4 (B)	M								2	5,2		5			1						1			2			2								2			10
WFF5 (Y)	F																							2														1
WFF6 (R)	F																																					0
UnID Males	M								2	5,2		5						2,7	1,7,1		2,5,5,5				2		2										1	16
UnID Females	F									2		5			6,7,1		2,7	1						2														9
UnID Juveniles																		1						2			2											3
UnID Individuals										5,2										2																		3
Troop																				1																		1
	%	TIME SPENT IN TOWN (Minutes)																												HRS								
Troop	0.1																																				20	0.33
Individuals	0.7									31					20		26	14				15														30	2.27	
Roost:	AM	1	10	10	10	10	9	10	10	10	10	1	2	1	1	16	2	2	2	1	1	2	1	10	10	10	10	10	10	10	10	5	10	10	10	10		
Roost:	PM	10	10	10	10	10	10	10	10	1	2	1	1	16	2	2	2	1	1	2	1	10	10	10	10	10	10	10	10	10	10	5	10	10	10	10	2	
Roost Sites	1	Waterfall Cliff					2	Happy Valley Mtn					3	Signal School					4	Admiral Footpath					5	Red Hill												
	6	Mountain CoGHN					7	Gate 3 - Plateau Road					8	Shamballah Pines					9	North Peak					10	SANAD												
	11	Bungalow					12	Murdock Valley Cliffs					13	Rocklands Valley					14	Other																		
ID Features of Baboons																																						
General remarks		Red and <i>Italics</i> indicates raiding inside the South African Naval Ammunition Depot (SANAD) and Signal School. Black, <i>Italics</i> indicates raiding on farms.																																				

Figure 3: The Waterfall Troop raid sheet for January 2018.

**Incidents**

- The Waterfall Troop moved and foraged above the Shamballah Hollistic Centre (Shamballa). The Groot Olifantsbos (GOB) Troop moved out of the CoGH in the direction of Shamballah. The Waterfall Troop moved up Klaasjagersberg and away from the GOB Troop.

**16 January 2018**

- The Waterfall Troop moved down from the SANAD Sleep Site towards the Shamballah pine trees. However, the GOB Troop was already there and CON4 then chased the GOB Troop and it ran towards the Cape Point Nursery. The Waterfall Troop then foraged in the indigenous vegetation above the Shamballah pine trees for the rest of the morning.

**WF5**

- WF5, a sub-adult male, natal to the Waterfall Troop, started to show an interest in the GOB Troop. WF5 was often seen standing up on his back legs, staring at the GOB Troop when it was in close proximity to the Waterfall Troop.





**Figure 4:** Adult females from the Waterfall Troop grooming under the pine trees at Shamballah.

### **3. DA GAMA TROOP**

#### **In Town Statistics**

- Time out of town for the troop was 99.8%.
- The troop spent 10 nights out of town.
- Individuals' time out of town increased to 95.3%.

#### **Incidents**

##### **25 December 2017**

- The troop was foraging at Baskloof Nature Reserve, above Misty Cliffs. DG15, an adult male and one female entered Misty Cliff's and raided a bin before being pushed out of town by HWS rangers.

##### **24 - 30 December 2017**

- DG15 and one female did not move with the rest of the troop and always remained quite a distance behind the troop. On 27 December, DG15 and the female moved on their own to Solole.

##### **31 December 2017**

- DG15 and the female joined the troop again and stayed with the troop for the rest of the reporting period.

### 3 January 2018

- The troop slept at Witsands. During the afternoon, the troop started to push for Ocean View, but were blocked several times by HWS Rangers from entering Ocean View.

### 7 January 2018

- A Da Gama Park resident reported that her child had witnessed another child, throwing a rock at an adult male baboon, later identified to be TK43. The rock hit TK43 on the head and he immediately started rubbing his head and groaning in pain. It was already 8pm at this time. TK43 managed to climb up the pine tree for the night.



**Figure 5:** TK43 after being hit in the head with a rock.

### 8 January 2018

- The Da Gama Field Manager checked on TK43's condition first thing in the morning. TK43 was moving slowly and did not go all the way up the mountain. He he however still foraged, but his efforts were limited.
- TK43 was monitored throughout the day by HWS staff.

### 9 January 2018

- TK43 only came down from the pine tree at approximately 10am and his condition seemed to have deteriorated from the previous day.

- A veterinarian came out in the afternoon and TK43 was darted and treated for head trauma and was taken to the Westlake holding facility to rest and recover.

**11 January 2018**

- One male juvenile in the Da Gama Troop was found dead by HWS rangers. The cause of death is unknown.

**22 January 2018**

- TK43 did not recover from his head injury. His vision was very poor and he seemed to be in a lot of discomfort.
- A veterinarian examined and assessed TK43. TK43 did not recover and was euthanased for humane reasons.

**23 January 2018**

- The troop was only located by 2pm on account of thick mist on the mountain. The batteries of the two VHF collars are flat and at least one needs to be replaced to prevent this from happening again.

SECTOR		CLASSES OF BEHAVIOUR																																					
SOUTH EAST		1	In urban area	4	Attacking pets	7	Threatening behaviour/attack/stealing food																																
BABOON TROOP:	DA GAMA	2	Raid bins	5	Raid unoccupied house or vehicle	8	Breaking & Entering/Damaging property																																
MONTH: JANUARY	YEAR: 2018	3	Non malicious damage	6	Raid occupied house or vehicle	9	Nocturnal Raiding																																
BABOON ID	Sex	23	24	25	26	27	28	29	30	31	1	2	3	4	5	6	7	8	9	10	11	12	13	14	15	16	17	18	19	20	21	22	23	24	25	26	TOTAL		
Troop																																						1	3
DG14 (O-G)	M															1												1								1	3		
DG15 (R)	M		2	1	1											1	1	1								2	2	2									1	10	
DG17	M																												5							1	2		
DG18	M				1												1				1					1											4		
TK43 (W-W)	M																																				0		
DGF1	F																																				0		
DGF2	F																																				0		
UnID Females	F																1				1					1,2	1	2									6		
UnID Female	F		2	1	1															2,2									5						1	7			
UnID Individuals																																				0			
UnID Juvs																																				0			
	%	TIME SPENT IN TOWN (Minutes)																												HRS									
Troop	0.2																																			10	0.75		
Individuals	4.7		30	60	30											10	65	30		260	20					35	35	110	10	15				195	10	15.25			
Roost:	AM	11	11	3	3	1,3	1,18	1,3	11	1,2	1,2	11	11	11	1,3	1,3	2	1,2	1,2	1,2	2	1,2,3	1,2	1,2,3	1	3	3	1,2	11	1	11	11	11	1,3	3				
Roost:	PM	11	3	3	1,3	1,18	1,3	11	2	2	11	11	11	1,3	1,3	2	2,3	2,3	1,2	3	2	1,2	1,2	2	1,2	2,3	3	2	11	1	11	11	11	3	3	2			
Roost Sites	1	Flats					2	Pines - Flats Da Gama					3	Pines - DG 2nd ave, 9th, 16th					4	Pines - WG					5	Sport Fields Stables													
	6	Compass Bakery					7	Pines - Outspan					8	Jacks Shop					9	Elsie's Peak					10	Rotary Camp													
	11	Witsand					12	Slangkop					13	Platkop					14	Rasta Camp					15	Ocean View													
	16	KL sleep site					17	Maylands					18	Elsies River Valley					19	Red Hill / Windford					20	Grootkop													
	21	16th Avenue, DG					22	Lewis Gay Dam					23	Pinehaven					24	Kleinplaas Dam					25	Scarborough													
ID Features of Baboons																																							
General remarks																																							

Figure 6: The Da Gama Troop raid sheet for January 2018.



**Births and Deaths**

- There were no births or deaths in the Smitswinkel and Waterfall Troops this month.
- Three infants were identified in the Da Gama Troop on 22 January.
- One male juvenile was found dead in the Da Gama Troop on 11 January. The cause of death is unknown.
- On 22 January, TK43 was euthanased for human reasons following a direct human induced injury.

**Recommendations**

- In the interest of more effective baboon management, residents at the **naval flats in Da Gama Park should place their refuse bags inside the bins**, inside the bin bay and not leave it in front of the gate or on the floor.
- **Baboon-proof bins** are needed at the **West Yard** at the **Navy docks** to prevent baboon raids. The **cafeteria** at the **West Yard** also needs to **be baboon-proofed**.
- All vegetable gardens should be baboon-proofed, and residents should refrain from growing fruit trees in baboon affected areas. Alternatively, all fruit should be removed from fruiting trees.
- Residents at the Waterfall Barracks and Happy Valley Shelter should keep their doors and windows closed when they are not there to prevent raids.
- Law enforcement is urgently needed in Welcome Glen and Da Gama Park to prevent the illegal use paintball markers and pellet guns by residents, who use these to deter baboons.
- **Poor waste management** at the South African Naval Ammunition Depot (**SANAD**) and the **Waterfall Barracks** urgently needs to be addressed, so that baboons cannot gain access to food so easily.
- A solution for the '**What's Ya Flava**' café in Simon's Town needs to be found, to prevent baboons from raiding the shop, while still making it easily accessible for customers. **A sliding security gate is recommended**.
- The **use of clear recycling bags** in baboon-affected areas **should be re-evaluated** as this remains an attractant for baboons.

**South Western Region – Area Manager: Cath Shutte**

**1. GROOT OLIFANTSBOS TROOP (GOB)****In Town Statistics**

- The GOB Troop spent the majority of this month within the CoGH section of the TMNP.
- Whilst outside the CoGH, the troop slept in the pines at Shamballah (four nights) and at Perdekloof (two nights).

- The three GOB females, referred to as the GOB individuals, roosted at the Misty Cliffs Sleep Site for 97% of the month and inside the CoGH for 3% of the month. These three individuals spent 51.5% of time out of the urban area.

**Incidents**

**16 January 2018**

- The GOB Troop was chased by the Waterfall Troop from the pines above Shamballah towards the Cape Point Nursery.

HWS: TROOP MONTHLY REPORT																																					
SECTOR		CLASSES OF BEHAVIOUR																																			
SOUTH WEST		1	In urban area	4	Attacking pets	7	Threatening behaviour/attack/stealing food																														
BABOON TROOP: GOB		2	Raid bins	5	Raid unoccupied house or vehicle	8	Breaking & Entering/Damaging property																														
MONTH: JANUARY YEAR: 2018		3	Non malicious damage	6	Raid occupied house or vehicle	9	Nocturnal Raiding																														
BABOON ID	Sex	23	24	25	26	27	28	29	30	31	1	2	3	4	5	6	7	8	9	10	11	12	13	14	15	16	17	18	19	20	21	22	23	24	25	26	TOTAL
MCF7	F																																				
Unld Males	M																																				
Unld Females	F	6	1	1	1	1	1	1	5,6,2,2,2,2	6,2	1	6	1	1	1	1	1	2	6	1	1	1	1	1	2,2	6,2	1	6,6,6	1	6,6	1	1	1	6,2,2	1		46
Juveniles																																					
Troop																																					
	%	TIME SPENT IN TOWN (Minutes)																										HRS									
Troop	0.0																																				0.00
Individuals	48.5	315	308	271	780	367	549	419	588	225	187	380	171	400	205	165	146	231	190	365	217	221	44	187	213	108	137	203	510	450	31	250	267	264	156.07		
Roost:	AM	2.1	2.1	2.1	2.1	4.9	2	2.1	2.1	2.1	2.1	2.1	2.1	2.1	6.1	2.1	2.1	2.1	2.1	4.1	2.1	2.1	2.1	2.1	2.1	2.1	2.1	2.1	2.1	2.1	4.1	2.1	2.1	2.1	4.1	2.1	
Roost:	PM	2.1	2.1	2.1	4.9	2	2.1	2.1	2.1	2.1	2.1	2.1	2.1	6.1	2.1	2.1	6.1	2.1	4.1	2.1	2.1	2.1	2.1	2.1	2.1	2.1	2.1	2.1	2.1	2.1	4.1	2.1	2.1	2.1	4.1	2.1	
Roost Sites	1	Misty Cliffs 1			2	CoGH Reserve			3	Red Hill			4	Shamballah			5	Wildschutsbrand																			
	6	Perdekloof			7	CoGH Nursery			8	Misty Cliffs 2			9	Other																							
ID Features of Baboons																																					
General remarks	Black, bold and <i>italics</i> text indicates raids at SanParks																																				

**Figure 7:** GOB Troop raid sheet for January 2018.

**2. SLANGKOP TROOP**

**In Town Statistics**

- The troop spent 100% of time out of the urban area.
- Individuals spent 98,5% of time out of the urban area.
- Most time spent in the urban area can be attributed to SK8, a sub-adult male, and two adult females.
- The troop predominantly moved on the Rooiberg Plateau and foraged on indigenous vegetation.



**Figure 8:** Slangkop individual feeding on *Leucospermum* on the Rooiberg Plateau.

**Incidents**

**In2Foods**

- Construction of the recycling cage was placed on hold over the festive season. Work on the cage has started up again and the cage is close to completion.

HWS: TROOP MONTHLY REPORT																																						
SECTOR		CLASSES OF BEHAVIOUR																																				
SOUTH WEST		1	2	3	4	5	6	7	8	9	10	11	12	13	14	15	16	17	18	19	20	21	22	23	24	25	26	TOTAL										
BABOON TROOP:	Slangkop	In urban area	Raid bins	Non malicious damage	Attacking pets	Raid unoccupied house or vehicle	Raid occupied house or vehicle	Threatening behaviour/attack/stealing food	Breaking & Entering/Damaging property	Nocturnal Raiding																	TOTAL											
MONTH: JANUARY	YEAR: 2018																																					
BABOON ID	Sex	23	24	25	26	27	28	29	30	31	1	2	3	4	5	6	7	8	9	10	11	12	13	14	15	16	17	18	19	20	21	22	23	24	25	26	TOTAL	
SK6	M																1										1					1					3	
SK8 (Sub-adult Male)	M	2														2	6.6	1												1				1			5	11
UnID Males	M	1																											1								2	
UnID Females	F	6															1	1	1							2			1				1				7	
UnID Juveniles																													1								1	
UnID Individuals																																			6,5,2	3		
Troop																																					0	
	%	TIME SPENT IN TOWN (Minutes)																										HRS										
Troop	0.0																																				0.00	
Individuals	1.5	32															22	17	42							25	39			33	8			32		47	4.95	
Roost:	AM	3	2	3	2	3	3	3	2	3	2	3	3	3	3	3	2	3	3	2	3	3	2	2	2	2	2	3	3	3	3	3	2	2	2	3	3	
Roost:	PM	2	3	2	3	3	3	2	3	2	3	3	3	3	3	2	3	3	2	3	3	2	2	2	2	2	3	3	3	3	3	2	2	2	3	3		
Roost Sites		1 Slangkop				2 Ocean View				3 Compass Bakery Cliffs				4 Witsand				5 Other																				
ID Features of Baboons																																						
General remarks	Red, bold and italics text indicates raids at Rogers Farm and the City waste disposal site.																																					

**Figure 9:** The Slangkop Troop’s raid sheet for January 2018.

**Births and Deaths**

- There were no births or deaths reported in the South West during the January 2018.

## **Recommendations**

- Management of the Slangkop Troop should improve if the patches of **invasive alien plants** situated **above Ocean View** and **below the Compass Bakery Sleep Site** are removed. This issue has been addressed with South African National Parks (SANParks) and is pending.
- All **fruiting trees or visible fruit** should be harvested from fruit trees in baboon-affected areas so that this is not an attractant for baboons.
- Increased **baboon-proofing** of the **recycling area at In2Foods Compass**, including tying up the black bins to prevent them from being tipped over, will assist in baboon management.
- **Baboon-proof bins** should be used by commercial businesses in **Heron Park** to prevent raiding.

## **Northern Region – Area Manager: Byron Loubser**

### **1. TOKAI TROOP**

#### **In Town Statistics**

- The troop spent 100% of time out of the urban area.
- Individuals spent 100% of time out of the urban area.

#### **Incidents**

##### **Porter Estate**

- An altercation took place between a juvenile male baboon and two mixed breed dogs at the Porter Estate. The baboon suffered minor lacerations to its throat and chest. The baboon moved back to the troop shortly after the incident and has since recovered.

##### **Steenberg Golf Estate**

- Between 19 and 26 January, the troop started to raid crops at the Steenberg Golf Estate. During this period, the baboons moved towards the farm as early as 6am.
- Harvest is about to begin on most of the wine farms. During harvest time, the grapes have a high-water and sugar content which attracts the baboons.

SECTOR		CLASSES OF BEHAVIOUR																																				
SOUTH EAST		1	In urban area	4	Attacking pets	7	Threatening behaviour/attack/stealing food																															
BABOON TROOP: Tokai Troop		2	Raid bins	5	Raid unoccupied house or vehicle	8	Breaking & Entering/Damaging property																															
MONTH: JANUARY YEAR: 2018		3	Non malicious damage	6	Raid occupied house or vehicle	9	Nocturnal Raiding																															
BABOON ID	Sex	23	24	25	26	27	28	29	30	31	1	2	3	4	5	6	7	8	9	10	11	12	13	14	15	16	17	18	19	20	21	22	23	24	25	26	TOTAL	
TK53 (Orange-Y) VHF Collar	M																																					7
UNID Male	M																																					6
UNID Male	M																																					4
TKF12 (Blue) GPS Collar	F																																					
TKF13 GPS Collar	F																																					
Tokai Troop																																						
	%	TIME SPENT IN TOWN (Minutes)																										HRS										
Troop	0.0																											0.00										
Individuals	0.0																											0.00										
Roost:	AM	5	5	1	1	8	5	1	1	1	7	5	1	7,10	14	7	7,10	1	5	7	13	1	1	10	1	1	1	1	6	1	20	1	1	1	1	1		
Roost:	PM	5	1	1	8	5	1	1	1	7	5	1	7,10	14	7	7,10	1	5	7	13	1	1	10	1	1	1	1	6	1	20	1	1	1	1	1	5		
Roost Sites	1	Tea Garden					2	Level 1 Zwk Gums					3	Level 2 Stream					4	Level 4 Pines					5	Upper Tea Garden												
	6	Manor House					7	Picnic Site 1					8	Picnic Site 2					9	Middle Plantation					10	Tokai Bridge												
	11	Silvermine Pines					12	Level 3 Mixed Plantation					13	Other					14	Picnic Site 3					15	Level 5 Lookout												
	16	Guest House Pines					17	Chrysalis Gums					18	Mike's Stables Pines					19	Level 1 Prinskasteel Stream					20	Promised Land Gums												
	21						22						23						24						25													
ID Features of Baboons																																						
General remarks		Bold & italics indicates non-urban raids.																																				

Figure 10: Tokai Troop raid sheet for January 2018.

**Silvermine**

- The troop foraged at the Silvermine Section of the Table Mountain National Park, close to the tented camp on 20 and 22 January.

**Raiding**

- Individuals raided 17 times but within the TMNP. There were 16 incidents of baboons directly stealing food from visitors and one bin raid.

**2. ZWAANSWYK TROOP**

**In Town Statistics**

- The troop spent 99.8% of time out of the urban area.
- Individuals spent 74.2% of time out of the urban area.
- Most time spent in the urban area this month can be attributed to SK7, an adult male baboon that was relocated to the north from the southern region on 7 December.

**Incidents**

**MT8 and TK53**

- TK53, an adult male, natal to the Tokai Troop, started to show an interest in the Zwaanswyk Troop. MT8, the alpha male, regularly fought and chased TK53 away from the troop. The conflict between these males is ongoing.



**Steenberg Golf Estate**

- Like the Tokai Troop, the Zwaanswyk Troop also raided crops at the Steenberg Golf Estate between 19 and 26 January.

HWS: TROOP MONTHLY REPORT																																						
SECTOR		CLASSES OF BEHAVIOUR																																				
SOUTH EAST		1	2	3	4	5	6	7	8	9	10	11	12	13	14	15	16	17	18	19	20	21	22	23	24	25	26	TOTAL										
BABOON TROOP:	Zwaanswyk Troop	In urban area	Raid bins	Non malicious damage	Attacking pets	Raid unoccupied house or vehicle	Raid occupied house or vehicle	Threatening behaviour/attack/stealing food	Breaking & Entering/Damaging property																		Nocturnal Raiding											
MONTH: JANUARY	YEAR: 2018																																					
BABOON ID	Sex	23	24	25	26	27	28	29	30	31	1	2	3	4	5	6	7	8	9	10	11	12	13	14	15	16	17	18	19	20	21	22	23	24	25	26	TOTAL	
MTS (Green-W) VHF Collar	M		6																			7				2											3	
TKF4 VHF Collar	F																																					
TKF5 (Green)	F																																					
SK7	M	2					6,7	2,2,2,6	6,2,2,2	1	6,6,6	6,6,6,6,2,2	1	6,6	6,6	6	6,6,6,6																					32
UND Female	F	2	2																																			4
UND Female	F	2																																				2
UND Female	F																																					1
UND Juvenile		2																																			1	
UND Individual							2																														1	
Zwaanswyk Troop							2,2,2,2,2	2						6,6																							8	
%																																						
Troop																																						
Individuals																																						
Roost:																																						
Roost:																																						
Roost Sites																																						
ID Features of Baboons																																						
General remarks																																						

**Figure 11: Zwaanswyk Troop raid sheet for January 2018.**

**Silvermine**

- The troop foraged at the Silvermine Section of TMNP once this month.

**Raiding**

- On 28 December, the troop raided five bins in the Tokai Picnic Site.
- On 29 December, the troop raided one bin at the Tokai Picnic Site.
- On 3 January, the troop raided two occupied houses at Forest Glade.
- SK7 raided 32 times, which included 19 occupied house raids, one incident of threatening behaviour and nine bin raids. SK7 recorded 82.97 hours in the urban area.

**3. CONSTANTIA TROOP 1 (CT1)**

**In Town Statistics**

- The troop spent 97.5% of time out of the urban area.
- Individuals spent 99.6% of time out of the urban area.

**Incidents**

- CT1 roosted at the Price Drive Stream, Castle Gums and McKenzie’s Sleep Sites for 14 nights, adjacent to the Groot Constantia Wine Farm. This resulted in numerous incidents of crop raiding on the farm.
- The main attractants to the farm are the wheat field and vineyards.
- CT1 also roosted at Upper Gums, Donkergat and Bike Trails, above the Klein Constantia Wine Farm.
- Crop raiding took place but mainly during the late afternoon and into the evening when wine farm baboon rangers finished duty.
- Five raiding incidents were recorded for CT1, which included three urban entries and two cases of non-malicious damage to private property.
- Nine urban raiding incidents were recorded for individuals, including two occupied house raids, one incident of malicious damage, two bin raids and four urban entries.
- Most urban raids took place because the baboons moved through the urban area to gain access to the vineyards on Groot Constantia or to forage on fruit trees in Constantia.
- One occupied restaurant raid took place at Simon’s Restaurant.

HWS: TROOP MONTHLY REPORT																																						
SECTOR		CLASSES OF BEHAVIOUR																																				
SOUTH EAST		1	In urban area	4	Attacking pets	7	Threatening behaviour/attack/stealing food																															
BABOON TROOP: CT1		2	Raid bins	5	Raid unoccupied house or vehicle	8	Breaking & Entering/Damaging property																															
MONTH: JANUARY YEAR: 2018		3	Non malicious damage	6	Raid occupied house or vehicle	9	Nocturnal Raiding																															
BABOON ID	Sex	23	24	25	26	27	28	29	30	31	1	2	3	4	5	6	7	8	9	10	11	12	13	14	15	16	17	18	19	20	21	22	23	24	25	26	TOTAL	
CON6 (Orange) VHF Collar	M																																					
CON11 (Yellow-Y)	M																																					
CON13 (White-W)	M																																					
CON15 (Green-R) GPS Collar	M																		2,2,3							1											4	
CONF1 (White) GPS Collar	F																																					
UNID Male	M														6											6											2	
UNID Female	F																																					
UNID Individuals																			1		6				1	1											4	
CT1															1																				1,3	1,3	5	
		TIME SPENT IN TOWN (Minutes)																										HRS										
Troop	2.5															225																			180	70	7.92	
Individuals	0.4																		10						30	15	20										1.25	
Roost:	AM	3	12	12	12	3	3	3	3	3	3	3	3	1	11	11	8	1	10	11	11	11	11	11	11	11	11	1	2	2	2	2	11	5	11	5	5	
Roost:	PM	12	12	12	3	3	3	3	3	3	3	3	1	11	11	8	1	10	11	11	11	11	11	11	11	11	1	2	2	2	2	11	5	11	5	5	3	
Roost Sites	1	Upper Gums					2	Lower Gums					3	Bike Trails Gums					4	Middle Plantation					5	Mckenzie's												
	6	Buitenverwachting Gums					7	Block 10 Gums					8	Castle Gums					9	Dumping Site					10	Other												
	11	Price Drive Stream					12	Donkergat					13						14						15													
	16						17						18						19						20													
	21						22						23						24						25													
ID Features of Baboons																																						
General remarks		Bold & Italics indicate non-urban raids.																																				

**Figure 12: Zwaanswyk Troop raid sheet for January 2018.**

**4. CONSTANTIA TROOP 2 (CT2)**

**In Town Statistics**

- The troop spent 100% of time out of the urban area.
- Individuals spent 100% of time out of the urban area.

### Incidents

- The troop spent most of its time on the upper levels of Upper Tokai above the Buitenverwachting Wine Farm and Klein Constantia.
- CT2 also raided crops, this took place mainly in the late afternoon and evening.
- On 25 January, CT2 moved high on the mountain towards Hout Bay, the troop returned in the late afternoon.

## **5. MOUNTAIN TROOP**

### In Town Statistics

- The troop spent 100% of time out of the urban area.
- Individuals spent 100% of time out of the urban area.

### Incidents

- The troop spent most of its time above Buitenverwachting and Klein Constantia. The troop was observed utilising the upper reaches of Upper Tokai.
- The troop continued to raid crops on the farms, mainly in the late afternoon and evening.

### Births and Deaths

- On 8 January, SK7 was euthanased following Wild Animal Advisory Committee (WAAC) approval in terms of the Raiding Protocol.
- On 9 January, a new-born was identified in CT1.
- On 14 January, a sub-adult male baboon from the Mountain Troop found to have severe paralysis, was euthanised for humane reasons. An old adult female was found dead on Groot Constantia Wine Farm. A post-mortem was conducted, and the cause of death was determined to be from natural causes.
- On 18 January, an adult female baboon in CT1 was observed carrying a dead infant, the cause of death is unknown.
- On 19 January, two new-born infants were identified in the Tokai Troop.
- On 23 January, two new-born infants were identified in the Mountain Troop.
- On 24 December, a new-born infant was identified in the Zwaanswyk Troop.

### Recommendations

- The **electrified perimeter fence** at the **Tokai Picnic Site should be upgraded** and regularly maintained, to mitigate raids on picnickers.
- **Maintenance and upgrades to electrified perimeter fences on wine estates** should reduce baboon-

related incidents. Trimming or removal of overhanging trees and closing of excavations should be done to reduce baboon access to the farms.

- The implementation of **baboon-proofing measures** at the **private and staff houses on wine estates** in the range of the northern troops will assist in removing baboon attractants and therefore reduce raiding.
- Residents living at **Price Drive, Constantia**, should **remove fruit trees or harvest ripe fruit**. This action should mitigate baboon incursions to the urban space.
- The **Cape Academy** should **implement practical recommendations** made by HWS for **baboon-proofing** to mitigate future baboon raids.

## C. GENERAL COMMENTS ON ALL BABOON TROOPS

### 6. POPULATION DATA

This month, there were nine births and six deaths in the managed population. The managed population has therefore increased by three, taking the total to 449 individuals. There were three births and two deaths in the south this month, all in the Da Gama Troop and six births and four deaths in the northern troops.

TROOP	Total December Populations						JANUARY 2018			Total Births 2018	Total Deaths 2018	Emigration/ Immigration 2018	TOTAL CURRENT POPULATION
	2012	2013	2014	2015	2016	2017	Births	Deaths	Emigration / Immigration				
Da Gama Troop	54	45	43	49	55	55	3	2		3	2		56
Smitswinkel Bay	23	21	22	23	33	33	0	0		0	0		33
Waterfall	28	30	30	32	37	38	0	0		0	0		38
Groot Olifantsbos	19	13	17	16	22	25	0	0		0	0		25
Misty Cliffs	18	16	14	11	0	0	0	0		0	0		0
Slangkop	33	32	36	41	40	42	0	0		0	0		42
<b>SUB TOTAL</b>	<b>175</b>	<b>157</b>	<b>162</b>	<b>172</b>	<b>187</b>	<b>193</b>	<b>3</b>	<b>2</b>		<b>3</b>	<b>2</b>		<b>194</b>
Zwaanswyk	25	26	28	30	29	25	1	1		1	1		25
Tokai	61	65	72	62	67	71	2	0		2	0		73
Mountain	33	44	48	49	52	64	2	1		2	1		65
Constantia 1 & 2	60	63	70	77	84	93	1	2		1	2		92
<b>SUB TOTAL</b>	<b>179</b>	<b>198</b>	<b>218</b>	<b>218</b>	<b>232</b>	<b>253</b>	<b>6</b>	<b>4</b>		<b>6</b>	<b>4</b>		<b>255</b>
<b>TOTAL</b>	<b>354</b>	<b>355</b>	<b>380</b>	<b>390</b>	<b>419</b>	<b>446</b>	<b>9</b>	<b>6</b>		<b>9</b>	<b>6</b>		<b>449</b>

**Table 1:** Population data for the eleven managed troops on the Cape Peninsula (January 2018).

There was one management death this month. SK7, from the Zwaanswyk Troop, was euthanised following WAAC approval, in terms of the raiding protocol. Furthermore, a dead infant was seen in the CT1 Troop and a dead juvenile was seen in the Da Gama Troop, the cause of both deaths is unknown. A sub-adult male from the Mountain Troop was euthanised for humane reasons, because of hind leg paralysis. TK43, an adult male from the Da Gama Troop, was also euthanised for human reasons after sustaining a head injury. An old adult female was found dead on Groot Constantia Wine Farm. A post-mortem was conducted, and the cause of death was determined to be from natural causes

Deaths	2012*	2013	2014	2015	2016	2017	JAN 2018	2018 to Date	TOTAL
Management	17	16	8	7	7	12	1	1	68
Human Induced (HID)	8	7	10	24	7	6	1	1	63
Direct **	8	6	6	8	4	3	1	1	36
Indirect ***	0	1	4	16	3	3	0	0	27
Natural	7	30	19	20	16	28	2	2	122
Unknown	1	3	0	4	7	13	2	2	30
<b>TOTAL</b>	<b>33</b>	<b>56</b>	<b>37</b>	<b>55</b>	<b>37</b>	<b>59</b>	<b>6</b>	<b>6</b>	<b>283</b>

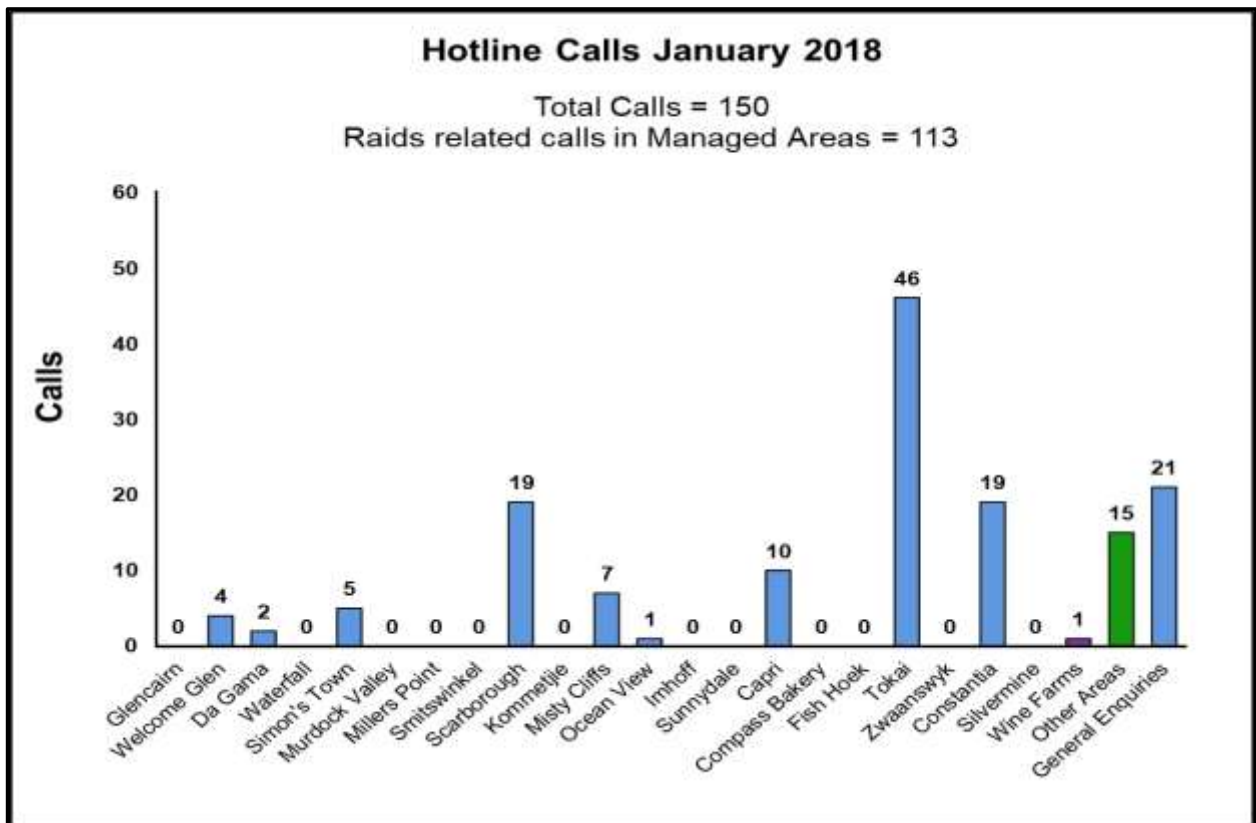
**Table 2:** Causes of baboon deaths since 2012 (\*Data collected during the first half of 2012 provided by Baboon Research Unit, UCT); \*\*Deaths caused directly by humans such as motor vehicle accidents, shooting, poisoning and dogs. \*\*\*Deaths caused indirectly by humans such as electrocutions and human related fires.

## 7. HOTLINE DATA

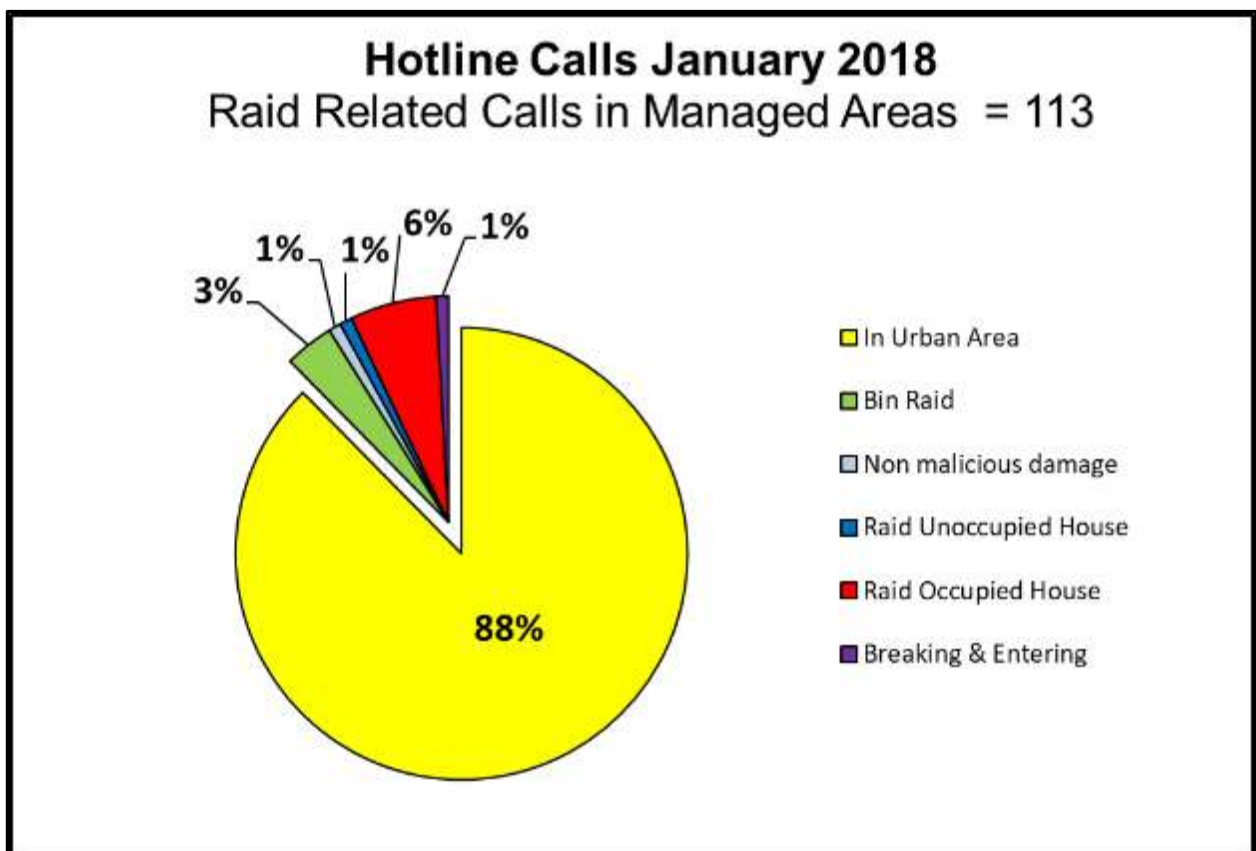
This month, there were 113 raid-related hotline calls in managed areas. This is an increase of 15 calls from last month (December 2017). The most noticeable increase in calls came from the Tokai area and can once again be attributed to the raiding behaviour of SK7. There was a noticeable decrease in calls from the Simon's Town area this month because the Waterfall Troop spent the majority of the month in the Klaver Valley and predominantly slept on the Klaasjagersberg Mountain.

This month, 88% of all raid-related hotline calls were reports of baboons being within the urban area. Of the remaining raid related calls, 9% were assertive raids and 3% were bin raids.





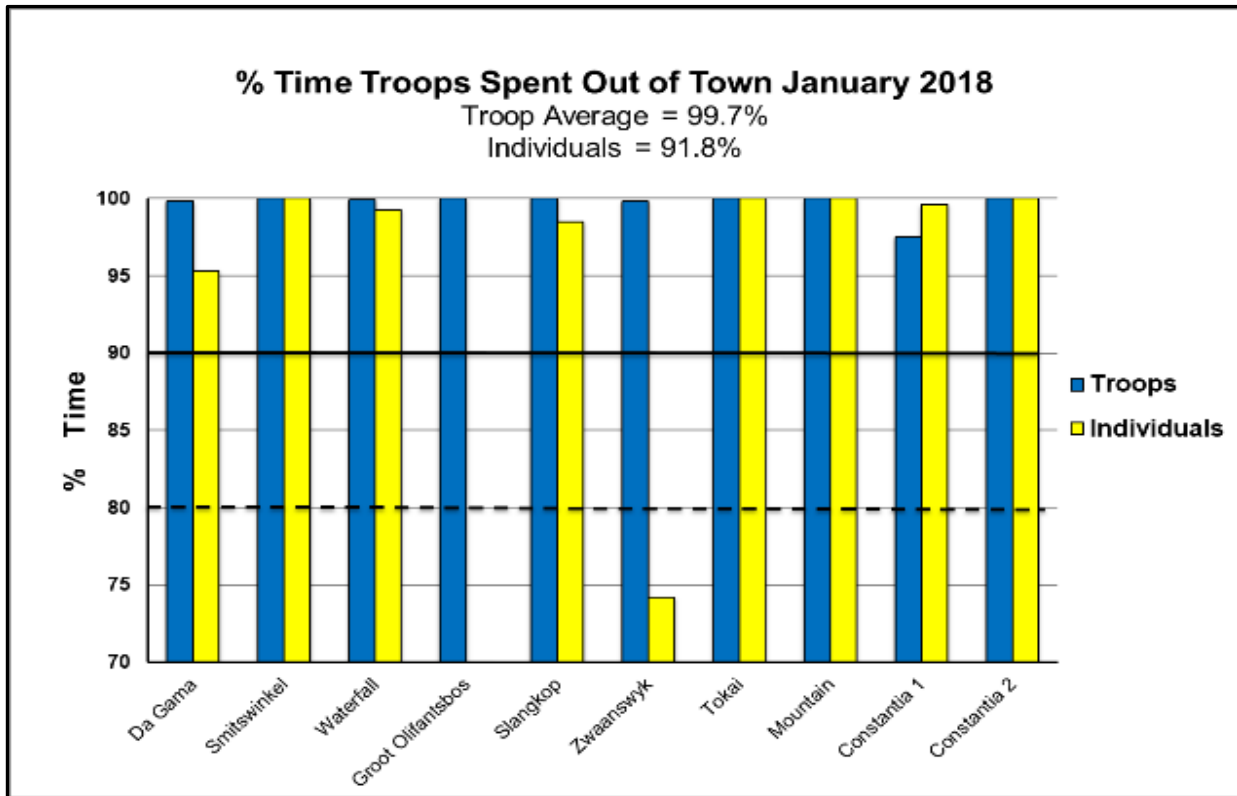
**Figure 13:** Hotline calls summary per urban area for January 2018.



**Figure 14:** Composition of raid-related hotline calls during January 2018. Raid related hotline calls are calls reporting managed baboons in urban areas. Managed Areas are those areas in which managed baboon troops raid. Other Areas represent those areas beyond the urban edge or the range of managed baboons.

### 8. PERCENTAGE TIME OUT OF TOWN

The percentage of time that the troops spent out of town, once again, remained high this month at 99.7%. Only the CT1 Troop spent more than an hour in town (8 hours). Individuals averaged 91.8% of their time out of town. Only individuals from the GOB and Zwaanswyk Troops spent more than 5% of their time in town this month.



**Figure 15:** Percentage time troops spent out of town (January 2018). The solid line indicates the City of Cape Town’s 2014 contract requirement and the broken line indicates the 2012 contract requirement.

## D. CONCLUSION

For most of the managed baboon troops, January 2018 was a typical summer month, with the troops spending well over 99% of their time out of town. Of all the troops, the CT1 Troop, spent the most time in town at 2.5%. This is unusual for this troop but can be attributed to them sleeping close to the urban area, and then pushing into the urban area either early morning or late afternoon. The main attractant for the baboons into the urban area was fruiting trees. Individuals also continued to be problematic to manage and this was very evident this month with the management of SK7. SK7 continually broke away from the troop and spent large amounts of time in the urban area. Despite the ongoing drought, the baboons still have ample forage available in the mountain and all the troops have access to water.

Dr Phil Richardson

**HUMAN WILDLIFE SOLUTIONS (PTY) LTD**