



Photo: Stephanus Ferreira

Human Wildlife Solutions

Monthly Report

FEBRUARY 2018

TABLE OF CONTENTS:

A. INTRODUCTION	3
B. BABOON MANAGEMENT AND RAID REPORTING	3
South Eastern Region – Area Manager: Ziggy Rode / Cath Shutte	3
1. Smitswinkel Bay Troop.....	3
2. Waterfall Troop.....	5
3. Da Gama Troop	6
Births and Deaths	8
Recommendations.....	8
South Western Region – Area Manager: Cath Shutte	9
1. Groot Olifantsbos Troop (GOB)	9
2. Slangkop Troop	10
Births and Deaths	11
Recommendations.....	12
Northern Region – Area Manager: Byron Loubser	12
1. Tokai Troop.....	12
2. Zwaanswyk Troop	14
3. Constantia Troop 1 (CT1).....	16
4. Constantia Troop 2 (CT2).....	17
5. Mountain Troop.....	17
Births and Deaths	17
Recommendations.....	17
C. GENERAL COMMENTS ON ALL BABOON TROOPS	18
1. Population Data	18
2. Hotline Data	19
3. Percentage Time Out of Town.....	20
D. CONCLUSION	21

A. INTRODUCTION

This monthly report covers the period from 27 January to 23 February 2018. Dry, hot conditions have persisted throughout this month, with only a few small showers of rain. The effect of the rainfall could be seen. Small rock pools on the top of the mountains retained some water. A fire occurred on 3 February, in the southern part of the peninsula. The fire burnt along the beach at the Soetwater Nature Reserve and was successfully extinguished by the end of the day and did not affect any of the troops. The Da Gama Troop was the only troop close to the fire, but it remained north of it.

B. BABOON MANAGEMENT AND RAID REPORTING

South Eastern Region – Area Manager: Ziggy Rode / Cath Shutte

1. SMITSWINKEL BAY TROOP

In Town Statistics

- The Smitswinkel Troop spent 100% of its time out of the urban area this month. Individuals spent 98,6% of time out of the urban area.
- The troop predominantly slept in the southern section of their home range and concentrated its forage bouts to the indigenous vegetation on the mid slopes of the Swartkop Mountain and on the nutrient rich shellfish in the intertidal zone.

Incidents

3 February 2018:

- The troop moved down through the valley, below the Castle Rock Sleep Site, towards Castle Rock.
- SWB6 and four adult females entered an occupied house.

HWS: TROOP MONTHLY REPORT																														
SECTOR										CLASSES OF BEHAVIOUR																				
SOUTH EAST										1	In urban area			4	Attacking pets			7	Threatening behaviour/attack/stealing food											
BABOON TROOP:					SMITS					2	Raid bins			5	Raid unoccupied house or vehicle			8	Breaking & Entering/Damaging property											
MONTH: FEBRUARY					YEAR: 2018					3	Non malicious damage			6	Raid occupied house or vehicle			9	Nocturnal Raiding											
BABOON ID	Sex	27	28	29	30	31	1	2	3	4	5	6	7	8	9	10	11	12	13	14	15	16	17	18	19	20	21	22	23	TOTAL
SWB6 (R-B)	M								6																				1	
SWB10 (Y-W)	M		1																					2					2	
SWB11	M																				6			6			6		3	
UnID Males	M									7																			1	
UnID Females	F								6																				1	
UnID Juveniles																													0	
UnID Individuals																													0	
Troops																													0	
		TIME SPENT IN TOWN (Minutes)																									HRS			
Troop	0.0																												0.00	
Individuals	1.4	20							10	10														50	81	10		90	4.52	
Roost:	AM	1	1	4	6	4	3	3	6	3	4	1	1	1	1	1	1	5	3	3	1	1	6	4	4	4	3	6	4	
Roost:	PM	1	4	6	4	3	3	6	3	4	1	1	1	1	1	1	5	3	3	1	1	6	4	4	4	3	6	4	1	
Roost Sites		1	Smits Caves			2	Partridge Point			3	Bluegums			4	Millers Point			5	Rocklands Farm											
		6	Castle Rock			7	SANParks			8	Other / Unknown			9				10												
ID Features of Baboons																														
General remarks																														

Figure 1: Smitswinkel Bay Troop raid sheet for date.

Black Marlin Restaurant:

- SWB11 raided the Black Marlin Restaurant on three occasions this month. On two occasions he gained access to the kitchen, through the open kitchen door and on the other occasion he raided the outside tables.



Figure 2: SWB11, an adult male from the Smitswinkel Troop.

2. WATERFALL TROOP

In Town Statistics

- The Waterfall Troop spent 100% of its time out of the urban area this month. The Troop did however, move onto Navy land on two occasions this month.
- Individuals spent 96,7% of time out of the urban area this month. Only one assertive raid took place.
- Raids on SA Navy land accounted for 59% of the total raids this month. The remaining 41% of raids, took place on City of Cape Town land.
- The Waterfall Troop utilised the South African Naval Depot (SANAD) and Red Hill Sleep Sites for 75% of the month.

HWS: TROOP MONTHLY REPORT																														
SECTOR		CLASSES OF BEHAVIOUR																												
SOUTH EAST		1	In urban area					4	Attacking pets					7	Threatening behaviour/attack/stealing food															
BABOON TROOP:	WATERFALL	2	Raid bins					5	Raid unoccupied house or vehicle					8	Breaking & Entering/Damaging property															
MONTH: FEBRUARY	YEAR: 2018	3	Non malicious damage					6	Raid occupied house or vehicle					9	Nocturnal Raiding															
BABOON ID	Sex	27	28	29	30	31	1	2	3	4	5	6	7	8	9	10	11	12	13	14	15	16	17	18	19	20	21	22	23	TOTAL
CON4	M	1	1							1					2				1			2								6
WFF5 (Y)	F																													0
WFF6 (R)	F																													0
Unld Males	M	1	1		1					1	2				2				1		2	2			1	1			11	
Unld Females	F	2								1	2				2				1										5	
Unld Juveniles																			1		2	2							3	
Unld Individuals		1	1	2																						2.6			5	
Troop				1																			1						2	
	%	TIME SPENT IN TOWN (Minutes)																										HRS		
Troop	0.0																													0.00
Individuals	3.3	105	195	65	180																				5	90			10.67	
Roost:	AM	2	1	1	1	1	5	10	10	10	10	10	10	10	10	10	10	10	10	10	10	10	10	10	1	2	1	10	10	
Roost:	PM	1	1	1	1	5	10	10	10	10	10	10	10	10	10	10	10	10	10	10	10	10	10	1	2	1	10	10	5	
Roost Sites	1	Waterfall Cliff					2	Happy Valley Mtn					3	Signal School					4	Admiral Footpath					5	Red Hill				
	6	Mountain CoGHN					7	Gate 3 - Plateau Road					8	Shamballah Pines					9	North Peak					10	SANAD				
	11	Bungalow					12	Murdock Valley Cliffs					13	Rocklands Farm					14	Other										
ID Features of Baboons																														
General remarks		Red and <i>Italics</i> indicates raiding inside the South African Naval Ammunition Depot (SANAD) and Waterfall Barracks. Black, <i>Italics</i> indicates raiding on farms.																												

Figure 3: The Waterfall Troop raid sheet for February 2018.

Incidents

31 January 2018

- The troop moved and foraged in the Klaver Valley above the Waterfall Cliff Sleep Site. During late morning, the troop moved past the two dams towards Shamballah Holistic Centre (Shamballah).
- The troop slept at the Red Hill Sleep Site.

3. DA GAMA TROOP

In Town Statistics

- The troop did not spend any time raiding in town. Time out of town for this troop was 100%.
- The troop spent 17 nights out of town. On three nights it slept on the cliffs above Misty Cliff's (4, 5 & 17 February).
- Individuals' time out of town was very similar to the previous month (January 208) at 95.8%.

Incidents

1 February 2018

- The troop foraged below the Witsands Sleep Site, towards the beach. DG14 and four females pushed hard in the afternoon to go to Kommetjie. They moved onto Slangkop but were pushed back towards Witsands by HWS Rangers.

2 February 2018

- The troop moved towards the Ocean View urban area. DG14 entered the urban area close to the main graveyard. DG14 was blocked by HWS Rangers and pushed out without raiding.

3 February 2018

- A wildfire burned through the Soetwater Nature Reserve. The Da Gama Troop was not at risk because it was positioned south of the fire. The baboons continued to move away from the fire, towards Da Gama Park.



Figure 4: Photographs of the Soetwater fire on 3 February 2018.

4 February 2018

- The troop moved towards Witsands in the direction of the wildfire burning at Soet Water. The troop was blocked and pushed south to prevent the troop from moving to the fire.

6 February 2018

- The troop slept above Misty Cliffs. DG15, DG18 and two females entered the Misty Cliffs but the ranger team responded quickly and they were pushed back to the Da Gama Troop and they spent the rest of the day foraging at Witsands.

10 February 2018

- The troop foraged on the mountain at Witsands. At 13h00, paragliders flew over the baboons, this caused the troop to split up and run back to Da Gama Park.

15 February 2018

- DG15 entered Welcome Glen and immediately went to the aviaries on Glen Alpine Road. The aviaries attract baboons because the bird seed is not stored correctly. Wild birds are also fed, fruit is left out on the steps and on the balcony.

17 February 2018

- The troop roosted at Witsands and moved towards Baskloof in the morning. DG14, DG15 and DG18 saw the three GOB females (referred to as the GOB individuals) and started to pursue them. DG14 and DG18 returned to the troop but DG15 continued into the Scarborough urban area. DG15 then spent a considerable amount of time in Scarborough before moving back to Misty Cliffs in the afternoon. DG15 did not chase or try to join the GOB individuals, he slept alone above Misty Cliffs.

18 February 2018

- The Da Gama Troop were found above Misty Cliffs. DG15 again ran into Scarborough and raided an occupied house. In the afternoon DG18 also broke the line and ran to Scarborough. Both males were pushed out in the late afternoon and joined the Da Gama Troop.

HWS: TROOP MONTHLY REPORT																														
SECTOR		CLASSES OF BEHAVIOUR																												
SOUTH EAST		1	In urban area	4	Attacking pets	7	Threatening behaviour/attack/stealing food	2	Raid bins	5	Raid unoccupied house or vehicle	8	Breaking & Entering/Damaging property	3	Non malicious damage	6	Raid occupied house or vehicle	9	Nocturnal Raiding											
BABOON TROOP: DA GAMA																														
MONTH: FEBRUARY YEAR: 2018																														
BABOON ID	Sex	27	28	29	30	31	1	2	3	4	5	6	7	8	9	10	11	12	13	14	15	16	17	18	19	20	21	22	23	TOTAL
Troop																														0
DG14 (O-G)	M																		1		1		1				2			4
DG15 (R)	M						1					1							2,1		1		1	6		2			8	
DG17	M																												0	
DG18	M										1					1	1		2				1	1		2			7	
TK43 (W-W)	F																												0	
DGF1	F																												0	
DGF2	F																												0	
UnID Females	F										1						1		2							2			5	
UnID Female	F																												0	
UnID Individuals																													0	
UnID Juvs																													0	
		%	TIME SPENT IN TOWN (Minutes)																								HRS			
Troop		0.0																											0.00	
Individuals		4.2						15				25				30	47		101		70		210	211		110		13.65		
Roost:	AM	1,2	11	11	11	11	11	11	11	1	MC	MC	11	11	11	11	1,2	1,2	1,2	1,2	1,3	1,2	11	MC	11	11	1,2	1,2	1,2	
Roost:	PM	11	11	11	11	11	11	11	2	MC	MC	11	11	11	11	1,2	1,2	1,2	1,2	1,3	2	11	MC	11	11	1,2	1,2	1,2	1,2	
Roost Sites	1	Flats				2	Pines - Flats				3	Pines - Da Gama				4	Pines - WG				5	Sport Fields Stables								
	6	Compass Bakery				7	Pines - Outspan				8	Jacks Shop				9	Elsie's Peak				10	Rotary Camp								
	11	Witsand				12	Slangkop				13	Platkop				14	Rasta Camp				15	Ocean View								
	16	KL sleep site				17	Maylands				18	Elsies River Valley				19	Red Hill / Windford				20	Grootkop								
	21	16th Avenue, DG				22	Lewis Gay Dam				23	Pinehaven				24	Kleinplaas Dam				25	Scarborough								
ID Features of Baboons																														
General remarks																														

Figure 5: The Da Gama Troop raid sheet for February 2018.

Births and Deaths

- One new born was reported in the Da Gama Troop on 8 February 2018.
- No births or deaths occurred in the Smitswinkel Bay or Waterfall Troops this month.

Recommendations

- In the interest of more effective baboon management, residents at the **naval flats in Da Gama Park should place their refuse bags inside the bins**, inside the bin bay and not leave it in front of the gate or on the floor.
- **Baboon-proof bins** are needed at the **West Yard** at the **Navy docks** to prevent baboon raids. The **cafeteria** at the **West Yard** also needs to be **baboon-proofed**.
- All vegetable gardens should be baboon-proofed, and residents should refrain from growing fruit trees in baboon affected areas. Alternatively, all fruit should be removed from fruiting trees.
- Residents at the **Waterfall Barracks** and **Happy Valley Shelter** should **keep their doors and windows closed** and their food out of the sight of baboons, when they are not there to prevent raids.
- Law enforcement is urgently needed in the South East to prevent the illegal use paintball markers and pellet guns by residents, who use these to deter baboons.
- **Poor waste management** at the South African Naval Ammunition Depot (**SANAD**) and the **Waterfall Barracks** urgently needs to be addressed, so that baboons cannot gain access to food so easily.
- A solution for the **‘What’s Ya Flava’** café in Simon’s Town needs to be found, to prevent baboons from raiding the shop, while still making it easily accessible for customers. **A sliding security gate is**

recommended and a quote will be provide to the shop owner(s).

- The **use of clear recycling bags** in baboon-affected areas **should be re-evaluated** as this remains an attractant for baboons.

South Western Region – Area Manager: Cath Shutte

1. GROOT OLIFANTSBOS TROOP (GOB)

In Town Statistics

- The troop spent the majority (65%) of February within the Cape of Good Hope (CoGH) section of the Table Mountain National Park (TMNP).
- Whilst outside the CoGH, the troop slept in the pines at Shamballah (six nights), Wildschutsbrand (two nights) and Perdekloof (two nights).
- The three GOB females, referred to as the GOB individuals, roosted at the Misty Cliffs Sleep Site for the entire month of February.
- Time out of town, for these individuals, increased this month from 52,5% in January 2018 to 75,6% in February 2018.

Incidents

6 February 2018:

- The three GOB females moved and foraged on the cliffs above Misty Cliffs. However, the Da Gama Troop, which had roosted on the Witsand Cliffs, moved towards Misty Cliffs. This caused the three females to move back to the steep cliffs between Scarborough and Misty Cliffs.

17 and 18 February:

- On 17 and 18 February, individuals from the Da Gama Troop chased the three GOB females. The females moved into Scarborough to avoid the Da Gama males.

HWS: TROOP MONTHLY REPORT																															
SECTOR		CLASSES OF BEHAVIOUR																													
SOUTH WEST		1	In urban area	4	Attacking pets	7	Threatening behaviour/attack/stealing food																								
BABOON TROOP:	GOB	2	Raid bins	5	Raid unoccupied house or vehicle	8	Breaking & Entering/Damaging property																								
MONTH: FEBRUARY	YEAR: 2018	3	Non malicious damage	6	Raid occupied house or vehicle	9	Nocturnal Raiding																								
BABOON ID	Sex	27	28	29	30	31	1	2	3	4	5	6	7	8	9	10	11	12	13	14	15	16	17	18	19	20	21	22	23	TOTAL	
Unld Females	F	2.2	7	1	1	1	1	1	1	1	2,2,5	1	1	1	1	1	1	1	1	1	1	1	1	1	1	1	1	1	6	1	27
Unld Individuals																														0	
Juveniles																														0	
Troop																														0	
	%	TIME SPENT IN TOWN (Minutes)																								HRS					
Troop	0.0																													0.00	
Individuals	24.4	601	284	306	108	240	180	120		135	193		197		73	117	35	233		153	50	389	54	103	120	83	457	375	116	78.70	
Roost:	AM	5.1	4.1	2.1	2.1	2.1	2.1	2.1	2.1	2.1	4.1	4.1	2.1	6.1	6.1	2.1	2.1	2.1	2.1	9.1	4.1	2.1	4.1	2.1	5.1	4.1	2.1	4.1	2.1		
Roost:	PM	4.1	2.1	2.1	2.1	2.1	2.1	2.1	2.1	4.1	2.1	2.1	6.1	6.1	2.1	2.1	5.1	2.1	2.1	4.1	2.1	4.1	2.1	5.1	4.1	2.1	4.1	2.1	2.1		
Roost Sites		1 Misty Cliffs			2 CoGH Reserve			3 Red Hill			4 Shamballah			5 Wildschutsbrand																	
		6 Perdekloof			7 CoGH Nursery			8 Misty Cliffs 2			9 Other																				
ID Features of Baboons																															
General remarks		Black, bold and <i>italics</i> text indicates raids at SANParks.																													

Figure 6: GOB Troop raid sheet for February 2018.

2. SLANGKOP TROOP

In Town Statistics

- The troop spent 100% of time out of the urban area and individuals spent 98,7% of time out of the urban area during February.
- Most time spent in the urban area can once again be attributed to SK8, a sub-adult male, and two adult females.
- The troop utilised the Compass Cliffs Sleep Site for 64% of the month and the Pines behind Ocean View for 36% of the month.

Incidents

29 January 2018:

- The Slangkop Troop moved and foraged on the plateau above Ocean View.
- SK6, the alpha male, and other individuals began to bark and alarm call while looking in the direction of the Rasta Pond. The Da Gama Troop had moved over the mountain from Witsand and was making its way towards the pond when SK6 and the other individuals saw them. The Slangkop Troop then moved back towards to the Compass Cliffs Sleep Site, away from the Da Gama Troop.

05 February 2018:

- Individual baboons are constantly attracted to a fruiting grapevine in Bali Close, Capri. The residents have been contacted and a suggestion was made for them to remove the fruit from the vine.

19 February 2018:

- The Slangkop Troop moved and foraged on the Rooiberg Plateau above Ocean View.
- A group of youths from Ocean View moved up the mountain and began to follow the baboons. The youths began to throw stones at both the baboons and the rangers. The baboons then ran down the mountain, towards the Ocean View Pines Sleep Site to avoid the youths. The youths continued to throw stones at the baboons and rangers. Police were called to the scene and once they arrived, the youths dispersed from the area.

22 February 2018:

- SK6 (the alpha male), SK8 and two adult females moved over Kommetjie Road into the Bongelethu School. The baboons were attracted to this site because of a fruiting guava tree and bins that are not baboon-proofed. The school has subsequently removed the guava tree and is in the process of sourcing baboon-proof bins.

SECTOR		CLASSES OF BEHAVIOUR																												
SOUTH WEST		1	In urban area	4	Attacking pets	7	Threatening behaviour/attack/stealing food																							
BABOON TROOP:	Slangkop	2	Raid bins	5	Raid unoccupied house or vehicle	8	Breaking & Entering/Damaging property																							
MONTH: FEBRUARY	YEAR: 2018	3	Non malicious damage	6	Raid occupied house or vehicle	9	Nocturnal Raiding																							
BABOON ID	Sex	27	28	29	30	31	1	2	3	4	5	6	7	8	9	10	11	12	13	14	15	16	17	18	19	20	21	22	23	TOTAL
SK6 (Adult Male)	M																									1				1
SK8 (Sub-Adult Male)	M	2								1												1			1	5	1	1		7
UnID Males	M																									5.6	1			3
UnID Females	F	2																							1	1	1	1		5
UnID Juveniles																										1				1
UnID Individuals																1														1
Troop																														0
	%	TIME SPENT IN TOWN (Minutes)																								HRS				
Troop	0.0																													0.00
Individuals	1.3	18								9						25						8			15	128	23	30		4.27
Roost:	AM	3	3	3	3	3	3	3	3	2	3	3	2	2	3	2	3	3	3	2	2	3	3	2	2	3	3	3	3	
Roost:	PM	3	3	3	3	3	3	3	2	2	3	2	2	3	2	3	3	3	2	2	3	3	2	2	3	3	3	3	2	
Roost Sites		1	Slangkop				2	Ocean View				3	Compass Bakery				4	Witsand				5	Other							
ID Features of Baboons																														
General remarks																														

Figure 7: The Slangkop Troop’s raid sheet for February 2018.

Births and Deaths

- There were no births or deaths in the South West region during February 2018.

Recommendations

- Management of the Slangkop Troop should improve if the patches of **invasive alien plants** situated **above Ocean View** and **below the Compass Bakery Sleep Site** are removed. This issue has been addressed with South African National Parks (SANParks) and is pending.
- All **fruiting trees or visible fruit** should be harvested from fruit trees in baboon-affected areas so that this is not an attractant for baboons.
- Increased **baboon-proofing** of the **recycling area at In2Foods Compass**, including tying up the black bins to prevent them from being tipped over, will assist in baboon management.
- **Baboon-proof bins** should be used by commercial businesses in **Heron Park** to prevent raiding.

Northern Region – Area Manager: Byron Loubser

1. TOKAI TROOP

In Town Statistics

- The troop spent 98.6% of time out of the urban area.
- Individuals spent 99.8% of time out of the urban area.

Incidents

Steenberg Estate

- The troop entered the Steenberg Golf Estate regularly. During this time of year the grapes have a high-water and sugar content which attracts the baboons.
- The baboons raided crops and caused non-malicious damage to security cameras.
- As a result, Steenberg Estate will be upgrading the western electrified perimeter fence to make it baboon-proof. Human Wildlife Solutions provided Steenberg with specifications and recommendations for a suitable baboon-proof fence.

Zwaanswyk Residential Area

- On 13 February, Zwaanswyk residents reportedly chased the Tokai and Zwaanswyk Troops from the natural area into Steenberg. A resident used an air rifle, sticks and rocks to chase the baboons. The incident was reported to CapeNature and the SPCA.
- The Zwaanswyk and Tokai troops roosted inside the urban space as a result of these actions taken by the residents.
- On 14 February, a Zwaanswyk resident used a paintball marker in an attempt to deter the baboons. CapeNature and the SPCA have been made aware of the incident.

- On 22 February, a Zwaanswyk resident was observed feeding the baboons. The incident was reported to CapeNature.
- On 23 February, a Zwaanswyk resident instructed two labourers to deter the baboons with catapults. This incident was also reported to CapeNature and the SPCA.
- TK53, an adult male, natal to the Tokai Troop, immigrated into the Zwaanswyk Troop this month.

Silvermine

- The troop foraged at the Silvermine Section of the TMNP five times this month.

Raiding

- Individuals raided the urban area four times this month and two raids took place within the TMNP. There were two incidents of baboons directly stealing food from visitors and one bin raid.
- The troop entered the Zwaanswyk urban area on 15 February and 22 February.

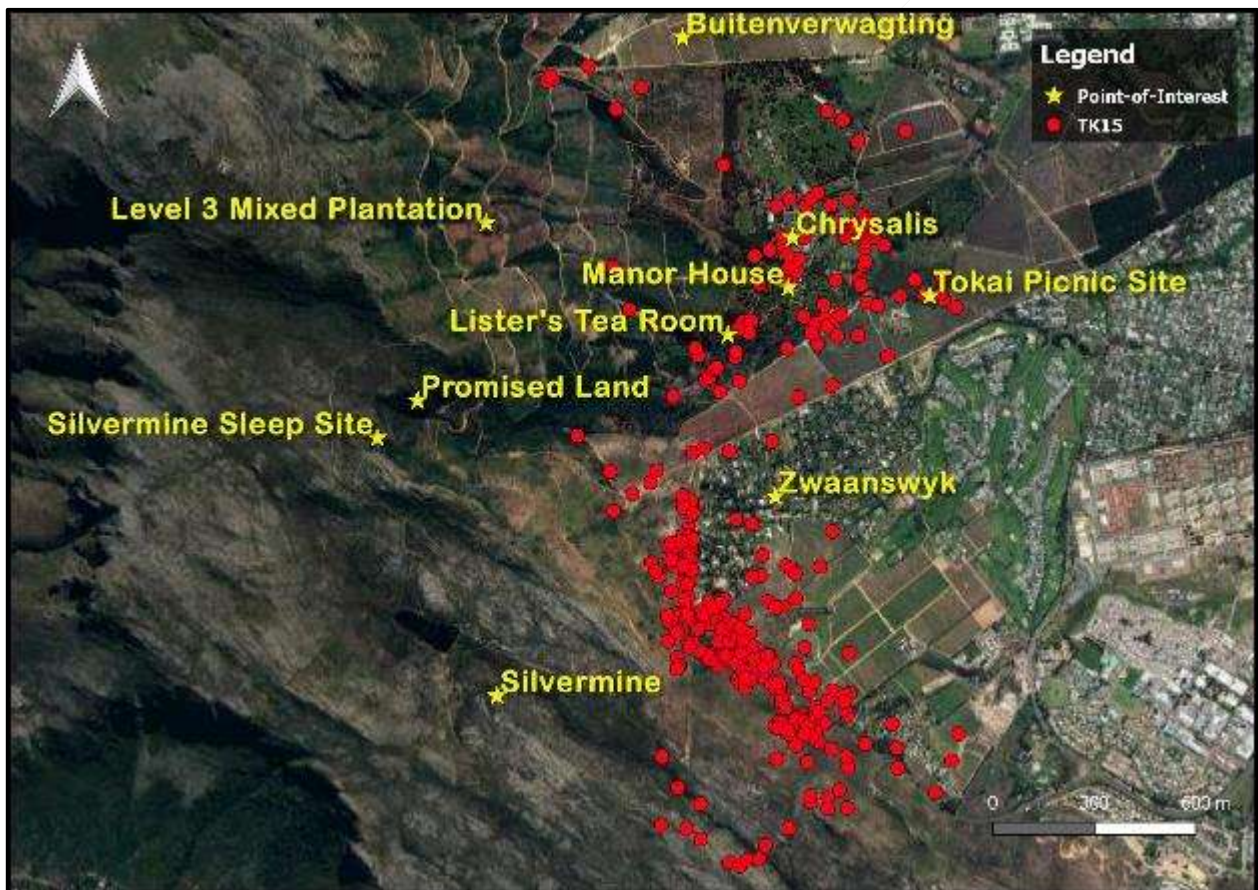


Figure 8: Tokai and Zwaanswyk Troop movements February 2018. Data from HWS GPS Collar on TKF15.

HWS: TROOP MONTHLY REPORT																														
SECTOR		CLASSES OF BEHAVIOUR																												
SOUTH EAST		1	In urban area	4	Attacking pets	7	Threatening behaviour/attack/stealing food																							
BABOON TROOP:	TOKAI	2	Raid bins	5	Raid unoccupied house or vehicle	8	Breaking & Entering/Damaging property																							
MONTH: FEBRUARY	YEAR: 2018	3	Non malicious damage	6	Raid occupied house or vehicle	9	Nocturnal Raiding																							
BABOON ID	Sex	27	28	29	30	31	1	2	3	4	5	6	7	8	9	10	11	12	13	14	15	16	17	18	19	20	21	22	23	TOTAL
Un ID Male	M																						7							1
Un ID Female	F																						7	2						2
Un ID Female	F																							1						1
Un ID Female	F																							1						1
Un ID Juvenile																								1						1
Tokai Troop																						1						1		2
	%	TIME SPENT IN TOWN (Minutes)																								HRS				
Troop	1.4																												210	4.67
Individuals	0.2																							30						0.50
Roost:	AM	5	1	19	13	5	19	19	19	1	5	10	1	14	1	1	19	5	19	20	11	1	19	11	1	1	1	1	1	1
Roost:	PM	1	19	13	5	19	19	19	1	5	10	1	14	1	1	19	5	19	20	11	1	19	11	1	1	1	1	1	13	
Roost Sites	1	Tea Garden				2	Level 1 Zwk Gums				3	Level 2 Stream				4	Level 4 Pines				5	Upper Tea Garden								
	6	Manor House Pines				7	Picnic Site 1				8	Picnic Site 2				9	Middle Plantation				10	Tokai Bridge								
	11	Silvermine Pines				12	Level 3 Mixed Plantation				13	Other				14	Picnic Site 3				15	Level 5 Lookout								
	16	Guest House Pines				17	Chrysalis Gums				18	Mike's Stables Pines				19	Lower Reservoir				20	127 ZWK								
	21					22					23					24					25									
ID Features of Baboons																														
General remarks	Bold & Italics indicate non-urban raids.																													

Figure 9: Tokai Troop raid sheet for February 2018.

2. ZWAANSWYK TROOP

In Town Statistics

- The troop spent 98.1% of time out of the urban area.
- Individuals spent 98.1% of time out of the urban area.

Incidents

MT8 and TK53

- TK53, an adult male, natal to the Tokai Troop, immigrated into the Zwaanswyk Troop this month. Conflict between MT8, the alpha male, and TK53 is ongoing. Both baboons sustained baboon-on-baboon related injuries, none of which were debilitating.

Steenberg Golf Estate

- Like the Tokai Troop, the Zwaanswyk Troop also raided crops regularly at the Steenberg Golf Estate.

Zwaanswyk Residential Area

- Refer to the Tokai Troop section of this report for incidents related to the Zwaanswyk Troop while in the urban area.

- In contrast to the Tokai Troop, the Zwaanswyk Troop roosted in the Zwaanswyk urban area three times this month.
- The Zwaanswyk Troop was observed using telephone poles situated inside the Steenberg Golf Estate to access the urban area.

HWS: TROOP MONTHLY REPORT																															
SECTOR		CLASSES OF BEHAVIOUR																													
SOUTH EAST		1	In urban area	4	Attacking pets	7	Threatening behaviour/attack/stealing food																								
BABOON TROOP:	ZWAANSWYK	2	Raid bins	5	Raid unoccupied house or vehicle	8	Breaking & Entering/Damaging property																								
MONTH: FEBRUARY	YEAR: 2018	3	Non malicious damage	6	Raid occupied house or vehicle	9	Nocturnal Raiding																								
BABOON ID	Sex	27	28	29	30	31	1	2	3	4	5	6	7	8	9	10	11	12	13	14	15	16	17	18	19	20	21	22	23	TOTAL	
MT8 (Green-W) VHF Collar	M				2			6	1									1			1								5		
TK53 (Orange-Y)	M				2												1	1			6								4		
Un ID Male	M	6							1																				2		
Un ID Female x6	M														1	1													2		
Un ID Female	F						1												1										2		
Un ID Female	F							6													6								2		
Un ID Female	F								1												1								2		
Un ID Female	F												7																1		
Un ID Juvenile																			1										1		
Zwaanswyk Troop																2,5		1			1	1							5		
		TIME SPENT IN TOWN (Minutes)																										HRS			
Troop	%	1.9																			180		60			30	90			6.00	
Individuals	%	1.9	5			30		20	5	110				10			60	15	45	30					30				6.00		
Roost:	AM	19	19	19	13	19	19	19	19	14	14	14	6	8	10	14	19	19	20	20	19	7	7	20	7	7	6	14	14	7	
Roost:	PM	19	19	13	19	19	19	19	14	14	14	6	8	10	14	19	19	20	20	19	7	20	7	7	6	14	14	7	13		
Roost Sites	1	Tea Garden				2	Level 1 Zwk Gums				3	Level 2 Stream				4	Level 4 Pines				5	Upper Tea Garden									
	6	Manor House Pines				7	Picnic Site 1				8	Picnic Site 2				9	Middle Plantation				10	Tokai Bridge									
	11	Silvermine Pines				12	Level 3 Mixed Plantation				13	Other				14	Picnic Site 3				15	Level 5 Lookout									
	16	Guest House Pines				17	Chrysalis Gums				18	Mike's Stables Pines				19	Lowe Reservoir				20	127 ZWK									
	21					22					23					24					25										
ID Features of Baboons																															
General remarks	Bold & Italics indicates non-urban raids.																														

Figure 10: Zwaanswyk Troop raid sheet for February 2018.

Silvermine

- The Zwaanswyk Troop foraged at the Silvermine Section of TMNP three times during February.

Raiding

- MT8 recorded five raids this month, which included one bin raid, one occupied house raid and three urban entries.
- TK53 recorded four raids. TK53 raided one bin, one occupied house and entered the urban area three times.
- Unidentified male and female baboons attributed to the remaining 12 raiding incidents that were recorded this month.
- The Zwaanswyk Troop raided five times this month, which included one bin raid, one unoccupied house raid and three urban entries.

3. CONSTANTIA TROOP 1 (CT1)

In Town Statistics

- The troop spent 100% of time out of the urban area.
- Individuals spent 100% of time out of the urban area.



Figure 11: Constantia Troop 1 movements for February 2018. Data from HWS GPS Collar on CON15.

Incidents

- CT1 roosted at the Bike Trails Sleep Site for most of February. As a result, no time in town was recorded for CT1 or individual baboons.
- Bike Trails is situated above Klein Constantia, in close proximity to the vineyards. This resulted in crop raiding on the farm. The grapes are ripe and are being harvested. During this time of year the grapes have a high water and sugar content which serves as an attraction to the baboons.
- Crop raiding took place but mainly during the late afternoon and into the evening when wine farm baboon rangers were off duty. CT1 also foraged on natural vegetation in Langeboskloof and Donkerboskloof high above the farm.
- CON11, natal to CT1, immigrated into the Mountain Troop this month.

4. CONSTANTIA TROOP 2 (CT2)

In Town Statistics

- The troop spent 100% of time out of the urban area.
- Individuals spent 100% of time out of the urban area.

Incidents

- The troop spent most of its time on the upper levels of Upper Tokai above the Buitenverwachting Wine Farm and Klein Constantia.
- CT2 also raided crops and this took place mainly in the late afternoon and evening.

5. MOUNTAIN TROOP

In Town Statistics

- The troop spent 100% of time out of the urban area.
- Individuals spent 100% of time out of the urban area.

Incidents

- The troop spent most of its time above Buitenverwachting and Klein Constantia. The troop was observed utilising the upper reaches of Upper Tokai.
- The troop continued to raid crops on the farms, mainly in the late afternoon and evening.
- CON11, natal to CT1, immigrated into the Mountain Troop.

Births and Deaths

- On 20 February 2018, a dead infant was reported in the Zwaanswyk Troop. The cause of death is unknown.
- No births were reported in the North Region this month.

Recommendations

- The **electrified perimeter fence** at the **Tokai Picnic Site** should be **upgraded** and regularly maintained, to mitigate raids on picnickers.
- **Maintenance and upgrades to electrified perimeter fences on wine estates** should reduce baboon-related incidents. Trimming or removal of overhanging trees and closing of excavations should be done to reduce baboon access to the farms.
- **Baboon-proofing measures at private and staff residences on wine estates** situated in the range of the northern troops, will assist in removing baboon attractants and therefore reduce raiding

- Residents living at **Price Drive, Constantia**, should **remove fruit trees or harvest ripe fruit**. This action should mitigate baboon incursions to the urban space.
- The **Cape Academy** should **implement practical recommendations** made by HWS for **baboon-proofing** to mitigate future baboon raids.

C. GENERAL COMMENTS ON ALL BABOON TROOPS

1. POPULATION DATA

During February 2018, there was one birth and one death in the managed population. One birth occurred in the Da Gama Troop and a death occurred in the Zwaanswyk Troop. The managed population has therefore remained the same at 449 individuals.

TROOP	Total December Populations						FEBRUARY 2018			Total Births 2018	Total Deaths 2018	Emigration/ Immigration 2018	TOTAL CURRENT POPULATION
	2012	2013	2014	2015	2016	2017	Births	Deaths	Emigration / Immigration				
Da Gama Troop	54	45	43	49	55	55	1	0		4	2		57
Smitswinkel Bay	23	21	22	23	33	33	0	0		0	0		33
Waterfall	28	30	30	32	37	38	0	0		0	0		38
Groot Olifantsbos	19	13	17	16	22	25	0	0		0	0		25
Misty Cliffs	18	16	14	11	0	0	0	0		0	0		0
Slangkop	33	32	36	41	40	42	0	0		0	0		42
SUB TOTAL	175	157	162	172	187	193	1	0		4	2		195
Zwaanswyk	25	26	28	30	29	25	0	1	+1 TK53	1	2	1	25
Tokai	61	65	72	62	67	71	0	0	-1 TK53	2	0	-1	72
Mountain	33	44	48	49	52	64	0	0	+1 CON11	2	1	1	66
Constantia 1 & 2	60	63	70	77	84	93	0	0	-1 CON11	1	2	-1	91
SUB TOTAL	179	198	218	218	232	253	0	1		6	5		254
TOTAL	354	355	380	390	419	446	1	1		10	7		449

Table 1: Population data for the eleven managed troops on the Cape Peninsula (February 2018).

A dead infant was seen in the Zwaanswyk Troop, the cause of death is unknown.

Deaths	2012*	2013	2014	2015	2016	2017	FEB 2018	2018 to Date	TOTAL
Management	17	16	8	7	7	12	0	1	68
Human Induced (HID)	8	7	10	24	7	6	0	1	63
Direct **	8	6	6	8	4	3	0	1	36
Indirect ***	0	1	4	16	3	3	0	0	27
Natural	7	30	19	20	16	28	0	1	121
Unknown	1	3	0	4	7	13	1	4	32
TOTAL	33	56	37	55	37	59	1	7	284

Table 2: Causes of baboon deaths since 2012 (*Data collected during the first half of 2012 provided by Baboon Research Unit, UCT); **Deaths caused directly by humans such as motor vehicle accidents, shooting, poisoning and dogs. ***Deaths caused indirectly by humans such as electrocutions and human related fires.

2. HOTLINE DATA

This month, there were 97 raid-related hotline calls in managed areas. This is a decrease of 36 calls from last month (January 2018). The most noticeable decrease in calls came from the Scarborough, Tokai and Constantia areas. The decrease in calls from the Tokai area can be attributed to the euthanasia of SK7 carried out in terms of the raiding protocol. The decrease in calls from the Constantia area is a result of the troop spending more time in the southern part of its home range, away from the urban area. The most significant increase in calls came from the Zwaanswyk area, both the Tokai and Zwaanswyk Troops spent time in the urban area this month.

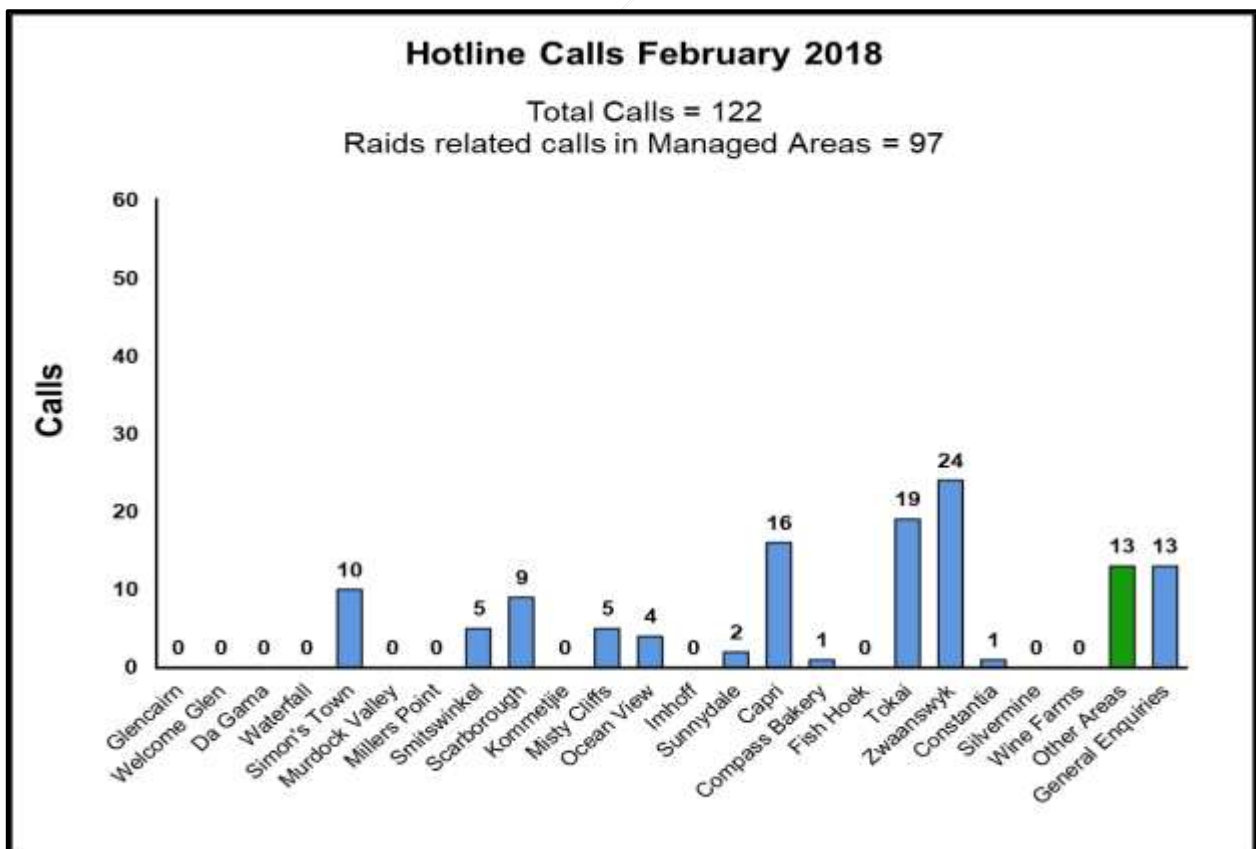


Figure 12: Hotline calls summary per urban area for February 2018.

This month, 92% of all raid-related hotline calls were reports of baboons being within the urban area. Of the remaining raid-related calls, 5% were assertive raids and 3% were bin raids.

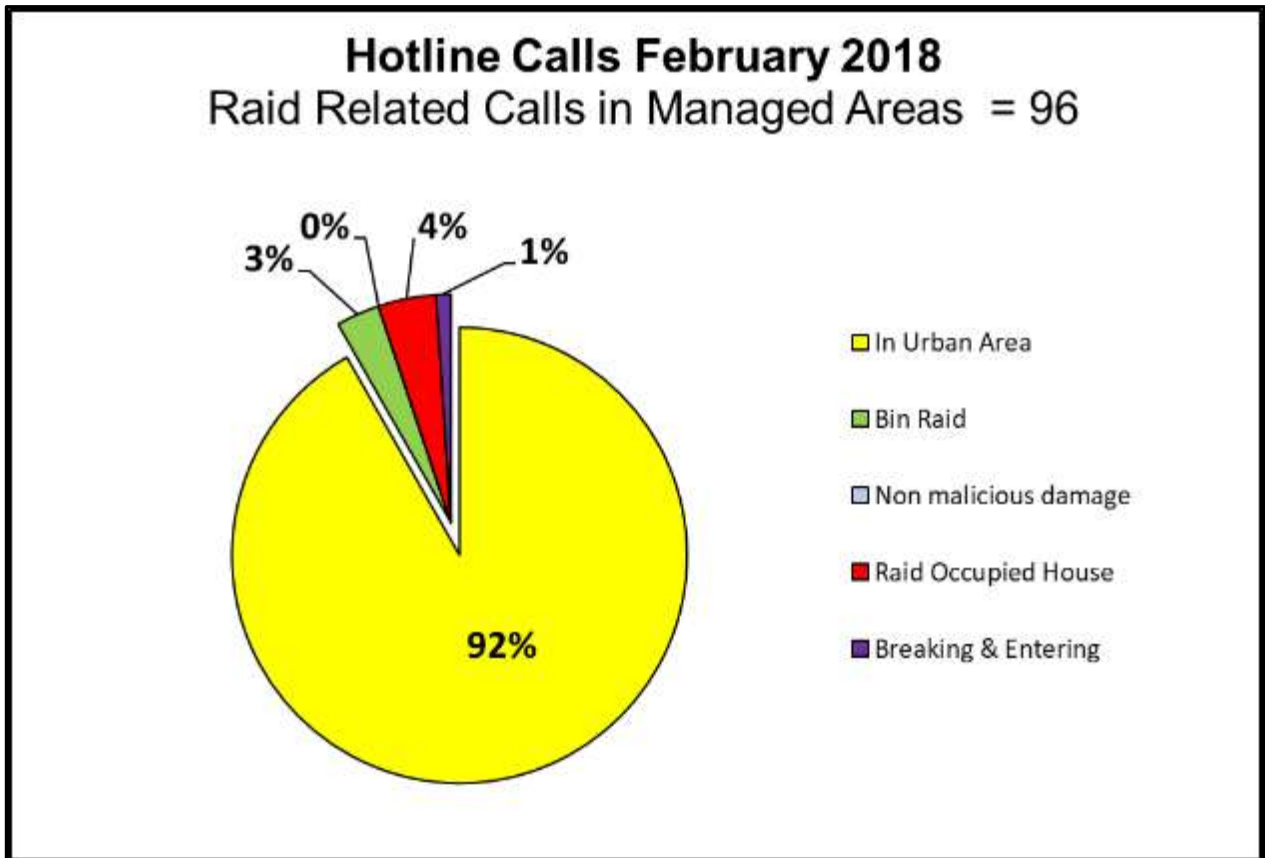


Figure 13: Composition of raid-related hotline calls during January 2018. Raid related hotline calls are calls reporting managed baboons in urban areas. Managed Areas are those areas in which managed baboon troops raid. Other Areas represent those areas beyond the urban edge or the range of managed baboons.

3. PERCENTAGE TIME OUT OF TOWN

The percentage of time that the troops spent out of town this month remained high at 99.7%. Only the Tokai Troop and the Zwaanswyk Troop spent time in town this month, 4.67 hours and 6 hours respectively. Individuals averaged 96.3% of their time out of town. Only individuals from the GOB Troop spent more than 5% of time in town this month.

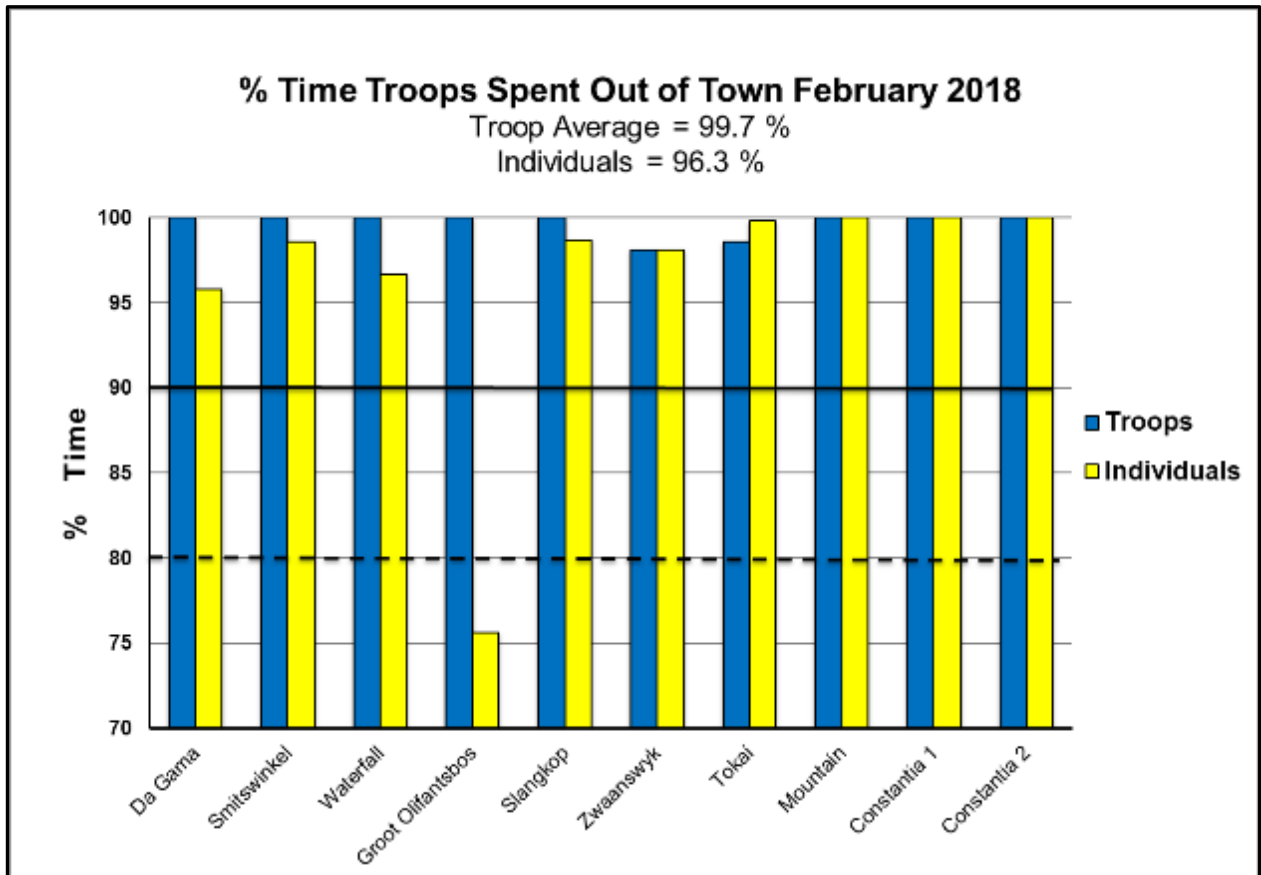


Figure 14: Percentage time troops spent out of town (February 2018). The solid line indicates the City of Cape Town’s 2014 contract requirement and the broken line indicates the 2012 contract requirement.

D. CONCLUSION

February 2018 was a typical summer month, although there were some light showers of rain that brought some relief. On average, the troops continued to spend 99.7% of time out of town, despite the Tokai Troop entering the urban area twice and the Zwaanswyk Troop entering the urban area five times. Most hotline calls were received from the Tokai and Zwaanswyk areas. Most of the entries into the urban area occurred when the troops jumped over the Steenberg fence and then into Zwaanswyk. Steenberg Estate is in the process of upgrading the perimeter fence. Incursions into the urban area have also led to residents taking matters into their own hands and reported incidents have been handed over to CapeNature and the SPCA for action.

Dr Phil Richardson

HUMAN WILDLIFE SOLUTIONS (PTY) LTD