



Photo: Stephanus Ferreira

Human Wildlife Solutions

Monthly Report

July 2019

TABLE OF CONTENTS:

A. INTRODUCTION	3
B. BABOON MANAGEMENT AND RAID REPORTING	3
SOUTH EASTERN REGION – AREA MANAGER: BRONWYN MAREE / CATH SHUTTE	3
1. SMITSWINKEL BAY TROOP	3
2. WATERFALL TROOP	5
3. DA GAMA TROOP	6
SOUTH EAST REGIONAL SUMMARY:	8
Births and Deaths	8
Recommendations.....	8
SOUTH WESTERN REGION – AREA MANAGER: CATH SHUTTE.....	9
1. GROOT OLIFANTSBOS TROOP (GOB)	9
2. THE SLANGKOP TROOP	10
SOUTH WEST REGIONAL SUMMARY:.....	11
Births and Deaths	11
Recommendations.....	11
NORTHERN REGION – AREA MANAGER: STEPHANUS FERREIRA	12
1. TOKAI TROOP	12
2. ZWAANSWYK TROOP	14
Births and Deaths	14
3. CONSTANTIA TROOP 1 (CT1)	15
Births and Deaths	15
4. CONSTANTIA TROOP 2 (CT2)	15
Births and Deaths	16
5. MOUNTAIN TROOP	16
Births and Deaths	17
NORTH REGIONAL SUMMARY:	17
Births and Deaths	17
Recommendations.....	17
C. COMMUNITY AWARENESS AND EDUCATION	18
Community Conservation Officer’s Monthly Feedback for July 2019:	18
D. GENERAL COMMENTS ON ALL BABOON TROOPS	19
1. Population Characteristics	19
2. Hotline Data	20
3. Percentage Time Out of Town	22
E. CONCLUSION	23

A. INTRODUCTION

This monthly report covers the period from 1 to 31 July 2019. July is generally considered the peak of winter and therefore when conditions (cold and lack of food) are their worst for baboons. This July was no exception. Nevertheless, the average time out of town for troops was still a credible 99.5% with five troops still being 100% out of town.

However, the time out of town for individuals was very different, with an average of 94.5% time out of town. In five of these troops, the time in town for individuals was almost 10%. The high availability of human derived foods in most suburbs, poor waste management, broken bins, poorly secured restaurants and other food outlets, fruiting trees, unprotected vegetable gardens and compost heaps continually act as attractants to those individuals which are prepared to leave the troop to forage alone or in small groups.

B. BABOON MANAGEMENT AND RAID REPORTING

SOUTH EASTERN REGION – AREA MANAGER: BRONWYN MAREE / CATH SHUTTE

1. SMITSWINKEL BAY TROOP

In Town Statistics

- The Smitswinkel Bay Troop spent 100% of its time out of town in July 2019.
- Individuals time spent out of town increased again this month from 95,4% in June to 97,2% in July 2019.
- The Smitswinkel Bay Troop utilised its northern sleep sites for 71% of the month and the southern sleep sites for 29% of the month.

Incidents that affected management

Black Marlin

- Baboons visited the restaurant on three occasions this month and managed to gain access to the kitchen, waste and/or food from tables on only one occasion.

SWB12

- On 1 July 2019, SWB12 moved towards the Waterfall Troop in Simon's Town.
- Over the next three days, SWB12 raided six occupied houses in the Simon's Town area.
- On 4 July 2019, SWB12 was euthanased in terms of the Baboon Management Guidelines for his assertive raiding and aggressive behaviour:

<http://baboons.org.za/images/Protocols/Guidelines for Baboon Management March 2019.pdf>

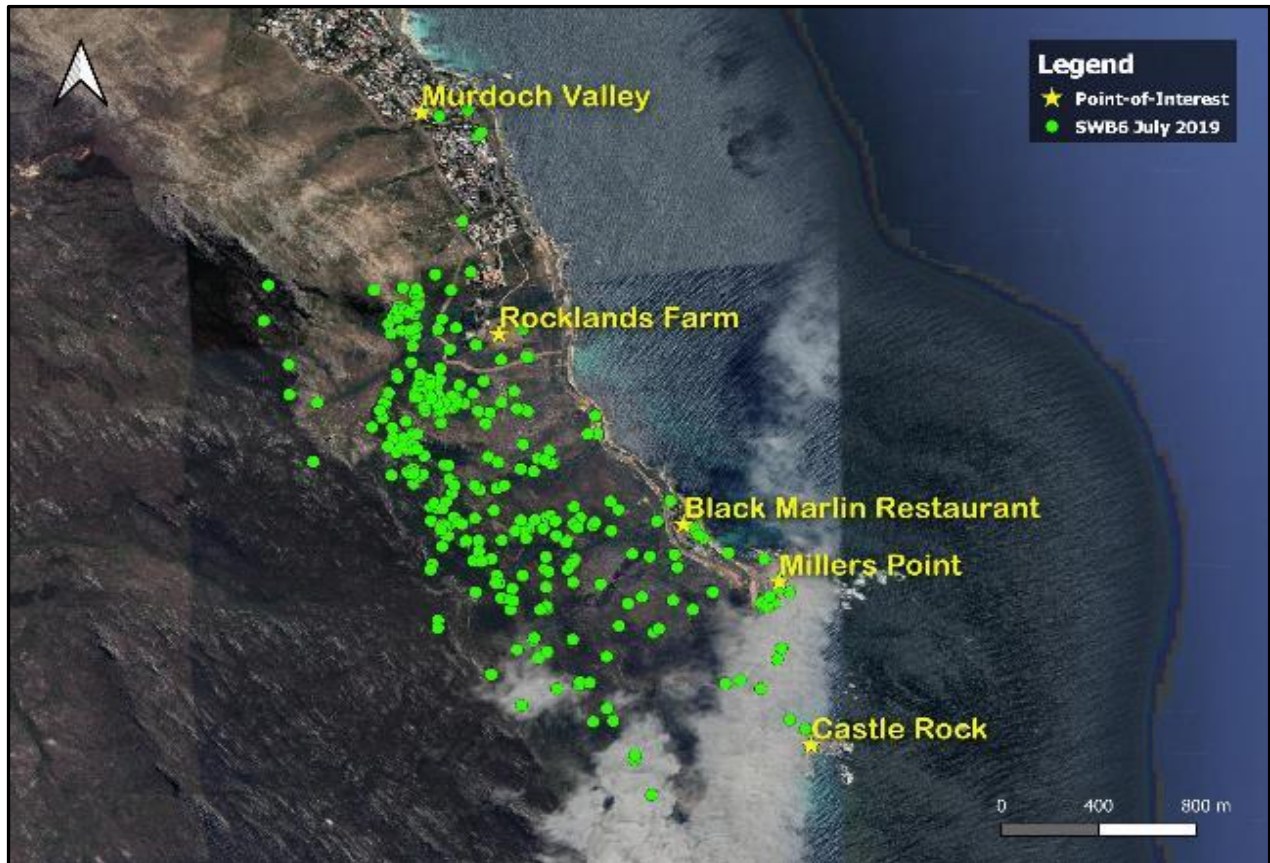


Figure 1: The Smitswinkel Bay Troop’s movement from 01 - 31 July 2019 (GPS data from collar on SWB6).

HWS: TROOP MONTHLY REPORT																																	
SECTOR		CLASSES OF BEHAVIOUR																															
SOUTH EAST		1	2	3	4	5	6	7	8	9	10	11	12	13	14	15	16	17	18	19	20	21	22	23	24	25	26	27	28	29	30	31	
BABOON TROOP:	SMITS	4	Attacking pets		7	Threatening behaviour/attack/stealing food																											
MONTH: July	YEAR: 2019	5	Raid unoccupied house or vehicle		8	Breaking & Entering/Damaging property																											
		6	Raid occupied house or vehicle		9	Nocturnal Raiding																											
BABOON ID	Sex	1	2	3	4	5	6	7	8	9	10	11	12	13	14	15	16	17	18	19	20	21	22	23	24	25	26	27	28	29	30	31	TOTAL
SWB6	M									1																							1
PR3	M		1		1		1	1	1									1	7					2									8
UnID Males	M																																0
UnID Females	F																																0
UnID Juveniles																																	0
UnID Individuals			2			5				1																			1				4
Troop																																	0
	%	TIME SPENT IN TOWN (Minutes)																													HRS		
Troop	0,0																																0,00
Individuals	2,8	90	15		60		90	60	125								15	17						30				30					8,87
Roost:	AM	4	5	6	4	4,5	5,6	6	5	5	4,5	3	1	7	7	3	6	3	5	4	1	5	6,4	6,5	5	4	4	5	5	6	1	1	
Roost:	PM	5	6	4	4,5	5,6	6	5	5	4,5	3	1	7	7	1	6	3	5	4	1	5	6,4	6,5	5	4	4	5	5	6	1	1	5	
Roost Sites		1 Smits Caves			2 Partridge Point			3 Bluegums			4 Millers Point			5 Rocklands Farm																			
		6 Castle Rock			7 SANParks			8 Other/Unknown			9 Murdoch Valley Cliffs			10																			
ID Features of Baboons																																	
General remarks		<i>Black, bold and italics text indicates raids at SanParks</i> <i>Red Italics and bold indicate raids on the farms.</i>																															

Figure 2: The Smitswinkel Bay Troop’s raid sheet for July 2019.

Births and Deaths

There was one birth and no deaths in the Smitswinkel Bay Troop during July 2019.

2. WATERFALL TROOP

In Town Statistics

- The Waterfall Troop spent 99,5% of its time out of the urban area this month.
- Individuals spent 89,7% of their time out of the urban area.
- 39% of raids took place on South African Navy properties and 61% of raids occurred in the urban area.
- The Waterfall Troop predominantly slept on the Waterfall Cliffs Sleep Site (82%), on the mountain behind the South African Naval Armament Depot (SANAD) (10%), and the remainder was split between the Happy Valley and the Quarry sleep sites this month. The troop therefore spent 90% of its time sleeping on the outskirts of Simon’s Town.

Incidents that affected management

The South African Navy: Simon’s Town

- Individuals raided bins at Navy facilities on 45 occasions and in the urban area of Simon’s Town on 20 occasions this month.
- Occupied and unoccupied rooms were each raided on Naval and urban land on 11 and 7 occasions respectively.

HWS: TROOP MONTHLY REPORT																																	
SECTOR		CLASSES OF BEHAVIOUR																															
SOUTH EAST		1	In urban area	4	Attacking Pets	7	Threatening behaviour/attack/stealing food	2	Raid bins	5	Raid unoccupied house or vehicle	8	Breaking & Entering/Damaging property	3	Non malicious damage	6	Raid occupied house or vehicle	9	Nocturnal Raiding														
BABOON TROOP:	WATERFALL																																
MONTH: July	YEAR: 2019																																
BABOON ID	Sex	1	2	3	4	5	6	7	8	9	10	11	12	13	14	15	16	17	18	19	20	21	22	23	24	25	26	27	28	29	30	31	TOTAL
CON4	M								1									1	1							1					2		5
WF5	M	2						2	1			2		2					1,2			2											8
SWB12	M	1,6,6,6	6,6	6																													7
UnID Males	M	2, 5,6	2	1,1	1	2			1			1,1,1			1	2	1,1		1	2	2			2		2, 1		2	1	2,2, 2	2,6	29	
UnID Females	F		2	2,1,1	1					2			2, 2	2	2	1	2	1,1	1,2	1				2	1,2	2, 1		2				23	
UnID Juveniles				2,1						2									1	1							2					6	
UnID Individuals		2			5,6,2, 1	2	5,6,2, 1	1	1		1		2,5,6, 1,1	5,6	5,6	5,6		1		2,5,6				1	1	5,6		2	5,6	5,6		36	
Troop		1				1				1					1																	4	
		%	TIME SPENT IN TOWN (Minutes)																												HRS		
Troop		0,5	20				15			15					45																	1,58	
Individuals		10,3	125	45	105	45	75	80	90	105	20		90	60	240	60	60	120	65	123	30	30				45	75	70		75	125	25	33,05
Roost:	AM	1	1	1	1	1	1	1	2	1	1	1	1	1	1	1	2	1	1	1	1	1	1	10	10	10	1	1	1	1	1	1	
Roost:	PM	1	1	1	1	1	1	2	1	1	1	1	1	1	1	2	1	1	1	1	1	1	10	10	10	1	1	1	1	1	1	15	
Roost Sites	1	Waterfall Cliff				2	Happy Valley Mtn				3	Signal School				4	Admiral Footpath				5	Red Hill											
	6	Mountain CoGHN				7	Gate 3 - Plateau Road				8	Shamballah Pines				9	North Peak				10	SANAD											
	11	Bungalow				12	Murdock Valley Cliffs				13	Rocklands Valley				14	Other				15	Quarry											
ID Features of Baboons																																	
General remarks	Red, Bold and <i>Italics</i> indicates raiding inside the South African Naval Ammunition Depot (SANAD) and Signal School. Black, <i>Italics</i> indicates raiding on farms.																																

Figure 3: The Waterfall Troop’s raid sheet for July 2019.

Births and Deaths

- One birth and one death were recorded in the Waterfall Troop during July 2019 (SWB12 was euthanased in terms of the Baboon Management Guidelines for assertive and aggressive raiding behaviour).

3. DA GAMA TROOP

In Town Statistics

- Time out of town for the troop was 98.1% in July 2019, compared to 97.1% in June 2019.
- For individuals, time out of the urban area increased from 88.4% in June 2019 to 91% in July 2019. Just over 29 hours were spent in town by individuals during this month.
- The troop spent five nights out of town in July (16% of the month), utilising Solole, Maylands and the Grootkop sleep sites. The troop slept at the Da Gama pine trees (in 2nd Avenue) or the Dagleish pine trees near the Da Gama Park Naval flats for 81% of this month.



Figure 4: The Da Gama Troop's movements during July 2019.

Incidents that affected management

Tagging and Collaring

- On 23 July, DGF6 (an adult female) was collared and tagged with yellow/pink tags.

DG14 (adult male)

- DG14, together with a group of females and on occasion a sub-adult male raided multiple bins in Welcome Glen and Da Gama Park during three raiding events. In Da Gama Park, bins on Da Gama Road (including at the New Apostolic Church), Da Gama Rome and 16th Avenue were raided.
- DG14 raided an occupied house in Glenoak Road and stole a bag of fruit.

HWS: TROOP MONTHLY REPORT																																	
SECTOR		CLASSES OF BEHAVIOUR																															
SOUTH EAST		1	2	3	4	5	6	7	8	9	10	11	12	13	14	15	16	17	18	19	20	21	22	23	24	25	26	27	28	29	30	31	TOTAL
BABOON TROOP:		DA GAMA		1 In urban area		4 Attacking pets		7 Threatening behaviour/ attacking/ stealing food																									
MONTH: JULY		YEAR: 2019		2 Raid bins		5 Raid unoccupied house or vehicle		8 Breaking & Entering/Damaging property																									
				3 Non malicious damage		6 Raid occupied house or vehicle		9 Nocturnal Raiding																									
Troop																1						2		2.1		2							5
DG14 (O-G)	M	2.2		1		1.6			2	1.1		1								1							1		1	1			13
DGF1	F																																0
DGF2	F																																0
DGF4	F																																0
UnID Females	F	2.2	1	1.2		1		6.1	2	1.1	1		1			1.2	1.1	1								1	1.1		1	1.1	2		25
UnID Female	F									1	1		1						1					6			2			1.1			8
UnID Individuals						1			2											1			1				2		2	2		7	
UnID Juvs		1		2						1.1		1															1.2		1.1				9
	%	TIME SPENT IN TOWN (Minutes)																													HRS		
Troop		1.9	32													30							115		165		23						6.08
Individuals		9.0	15	68	74		150	70	215		209	160		14		85		90	67	85				14		22	76		113	100	121		29.13
Roost:	AM	3	2	3	27	2	2	3	2	2	2	2,1	20	17	20	2	2	3,2	2	3	2	3,1	27	2	3	3	2.1	2.1	3	28	3	2	
Roost:	PM	2	3	27	2	2	3	2	2	2	2,1	20	17	20	2	2	2	2	3	2	3,1	27	2	3	3	2.1	2.1	3	28	3	2	2	
Roost Sites		1 Flats		2 Pines - Flats		3 Pines - Da Gama		4 Pines - WG		5 Sport Fields Stables																							
		6 Compass Bakery		7 Pines - Outspan		8 Jacks Shop		9 Elsie's Peak		10 Rotary Camp																							
		11 Witsand		12 Slangkop		13 Platkop		14 Rasta Camp		15 Ocean View																							
		16 KL sleep site		17 Maylands		18 Elsie's River Valley		19 Red Hill / Windford		20 Grootkop																							
		21 16th Avenue, DG		22 Lewis Gay Dam		23 Pinehaven		24 Kleinplaas Dam		25 Scarborough																							
		26 Blue Gums, Waterworks		27 Solole		28 Other																											
ID Features of Baboons																																	
General remarks																																	

Figure 5: The Da Gama Troop’s raid sheet for July 2019.

Welcome Glen

- One female entered a house in Glenoak Road. Two females raided a bird feeder in Glenalpine Road, while a female and the sub-adult male raided fruit trees between Glenalpine and Glenoak Roads.
- Numerous females raided five bins in Gleneagle, Glenavon, Glenaok and Glenalpine Roads. Many bins within the Welcome Glen and Da Gama Park area are non-baboon proof, without lids or cracked and are often easily accessible to baboons, resulting in the high numbers of bin raids seen within these areas.

Da Gama Park

- Three bins were raided by females and a juvenile in Da Gama Road, 2nd Avenue and at Crewsoe’s Pub and Bar.
- Two females raided an occupied house in 3rd Avenue and stole a bag of oranges.



Figure 6: Poor condition of bins or lack of baboon-proof bins remain an issue, despite informing most residents of the process of how to apply for a new baboon-proof bin.

Births and Deaths

- There were no births or deaths in the Da Gama Troop during July 2019.

SOUTH EAST REGIONAL SUMMARY:

Births and Deaths

- Two births and one death were recorded in the South East in July 2019. Births occurred in the Smitswinkel Bay and Waterfall Troops respectively. One death occurred in the Smitswinkel Bay Troop. SWB12 was euthanased in terms of the Baboon Management Guidelines for assertive and aggressive raiding behaviour: [http://baboons.org.za/images/Protocols/Guidelines for Baboon Management March 2019.pdf](http://baboons.org.za/images/Protocols/Guidelines%20for%20Baboon%20Management%20March%202019.pdf)

Recommendations

- The **fruit which is visible on fruit trees should be harvested** in baboon-affected areas to remove this attractant for baboons.
- **Open vegetable gardens** should be baboon proofed. Baboon-proofing of all domestic vegetable gardens in baboon-affected areas will reduce baboon incursions into the suburbs.
- **New baboon-proof bins** are required for many properties in Da Gama and Welcome Glen.
- **Poor waste management at the South African Naval Armament Depot (SANAD) and the Waterfall Barracks** needs to be addressed to reduce the number of incidents occurring.
- **Waste and recycling collection should be prioritised** to occur in the early morning to prevent this waste from being an attractant to baboons (particularly in Dagleish and Van der Graaf Avenues, Da Gama Park).
- The **use of clear recycling bags** in baboon-affected areas should be re-evaluated as this remains an attractant for baboons.

- The installation of baboon-proof bins at the **West Yard, South African Navy docks** would assist in preventing baboon raids. Baboon-proofing at **the West Yard** cafeteria is recommended.
- **Waterfall Barracks** and **Happy Valley Shelter** would be considerably reduced if residents **closed doors and windows** when they left their rooms.
- A baboon-proofing solution is required for **the ‘What’s Ya Flava’ café** in Simon’s Town to prevent baboons from raiding the shop.

SOUTH WESTERN REGION – AREA MANAGER: CATH SHUTTE

1. GROOT OLIFANTSBOS TROOP (GOB)

In Town Statistics

- The GOB Troop spent the majority of the month within the Cape of Good Hope (CoGH) section of the Table Mountain National Park (TMNP).
- The troop roosted within the boundaries of the CoGH for 55% and at Wildschutsbrand for 45% (14 nights) this month.
- The three GOB females and the juvenile (also referred to as the GOB individuals), roosted at the Misty Cliffs Sleep Site for the entire month of July.
- The GOB individuals spent 75,5% of their time out of the urban area this month.

HWS: TROOP MONTHLY REPORT																																		
SECTOR		CLASSES OF BEHAVIOUR																																
SOUTH WEST		1	2	3	4	5	6	7	8	9	10	11	12	13	14	15	16	17	18	19	20	21	22	23	24	25	26	27	28	29	30	31	TOTAL	
BABOON TROOP:	GOB	1	2	3	4	5	6	7	8	9	10	11	12	13	14	15	16	17	18	19	20	21	22	23	24	25	26	27	28	29	30	31	TOTAL	
MONTH: JUNE	YEAR: 2019	1	2	3	4	5	6	7	8	9	10	11	12	13	14	15	16	17	18	19	20	21	22	23	24	25	26	27	28	29	30	31	TOTAL	
Unld Males	M																																	0
Females	F	1,5	1,6	1,6,6	1		1	1,2	1	1	1	1	1,2	1	1	1	1	1,5	1	1,2	1	1	1		1			1	1	1			1	35
Unld Individuals																																		0
Juveniles																																		1
Troop																																		0
	%	TIME SPENT IN TOWN (Minutes)																														HRS		
Troop	0,0																																	0,00
Individuals	24,5	180	90	150	290		230	85		62	50	215	180	60	211	65	60	165	300	155	390	140	95	185		370		375	180	320		135	78,97	
Roost:	AM	5,1	5,1	5,1	5,1	2,1	2,1	2,1	2,1	2,1	2,1	2,1	5,1	5,1	2,1	2,1	2,1	2,1	5,1	5,2,1	2,1	2,1	5,1	2,1	5,1	5,1	5,1	5,1	5,1	5,1	2,1	2,1		
Roost:	PM	5,1	5,1	5,1	2,1	2,1	2,1	2,1	2,1	2,1	2,1	5,1	5,1	2,1	2,1	2,1	2,1	5,1	5,2,1	2,1	2,1	5,1	2,1	5,1	5,1	5,1	5,1	5,1	5,1	2,1	2,1	2,1		
Roost Sites	1	Misty Cliffs 1			2	CoGH Reserve			3	Red Hill			4	Shamballah			5	Wildschutsbrand																
	6	Perdekloof			7	CoGH Nursery			8	Misty Cliffs 2			9	Gate 1																				
ID Features of Baboons																																		
General remarks	<i>Black, bold and italics text indicates raids at SANParks.</i>																																	

Figure 7: The GOB Troop’s raid sheet for July 2019.

Incidents that affected management

- There were no incidents that affected the usual management operations of the GOB Troop this month.

Births and Deaths

No births or deaths were recorded for the GOB Troop during July 2019.

2. THE SLANGKOP TROOP

In Town Statistics

- The troop spent 99% of its time out of the urban area.
- Individuals spent 90,2% of time out of the urban area.
- The troop slept on the roof of In2Foods Compass Bakery for the majority (52%) of the month, in the pine trees behind Ocean View for 42% and on Compass Cliffs Sleep Site for the remainder (6%) of the month.

Incidents that affected management

In2 Foods Compass Bakery

- In2Foods Compass Bakery has had to disable the electric apron around the bakery roof because they are currently renovating their building.
- This has unfortunately resulted in the baboons being able to access and utilise the bakery roof as a sleep site.
- Individual baboons moved through In2Foods Compass Bakery on 12 occasions and Heron Park on 10 occasions.
- Bins at In2Foods Compass Bakery and at various facilities in Heron Park were raided this month.

Capri and Ocean View:

- The movement of individual baboons through Ocean View and Capri was noticeably lower than previous months.
- Individual baboons entered Ocean View and Capri on three occasions respectively.

HWS: TROOP MONTHLY REPORT																																	
SECTOR		CLASSES OF BEHAVIOUR																															
SOUTH WEST		1	In urban area	4	Attacking pets	7	Threatening behaviour/attack/stealing food																										
BABOON TROOP: Slangkop		2	Raid bins	5	Raid unoccupied house or vehicle	8	Breaking & Entering/Damaging property																										
MONTH: July YEAR: 2019		3	Non malicious damage	6	Raid occupied house or vehicle	9	Nocturnal Raiding																										
BABOON ID	Sex	1	2	3	4	5	6	7	8	9	10	11	12	13	14	15	16	17	18	19	20	21	22	23	24	25	26	27	28	29	30	31	TOTAL
SK6	M		2								1					1								1		1		1,1			2	1	9
UnID Males	M		2	6			2				1					1		2	2	2				1		1		1			2		12
UnID Females	F															1		2										2			2	1	5
UnID Juveniles			1																													1	
UnID Individuals			1	1,2	2		1,2	1			1,2	1	1					1	2	2		1	2			2		1,2				19	
Troop				1																										1		2	
	%	TIME SPENT IN TOWN (Minutes)																												HRS			
Troop	1,0																													190		3,17	
Individuals	9,8	165	170	135		70	45			55	75	30			40		180	105	30		105	65	24		255	200			120	20	31,48		
Roost:	AM	5	5	2	5	2	2	5	5	5	2	3	5	5	5	2	5	5	2	5	5	2	3	2	2	2	5	2	5	5	5	2	
Roost:	PM	5	2	5	2	2	5	5	5	2	3	5	5	5	2	5	5	2	5	5	2	3	2	2	2	5	2	5	5	5	2	2	
Roost Sites		1	Slangkop					2	Ocean View					3	Compass Bakery					4	Witsand					5	Other						
ID Features of Baboons																																	
General remarks	<i>Red, bold and italics text indicates raids at Rogers Farm and the City waste disposal site.</i>																																

Figure 8: The Slangkop Troop's raid sheet for July 2019.

Births and Deaths

- There were no births or deaths in the Slangkop Troop this month.

SOUTH WEST REGIONAL SUMMARY:

Births and Deaths

There were no births or deaths in the South West this month.

Recommendations

- All **fruiting trees or visible fruit** should be harvested from fruit trees in baboon-affected areas.
- Baboon-proof bins** should be used by commercial businesses in **Heron Park** to prevent raiding.
- The Hub Restaurant** should enclose their bin area to restrict access to the baboons.

NORTHERN REGION – AREA MANAGER: STEPHANUS FERREIRA

1. TOKAI TROOP

In Town Statistics

- Time out of town for the troop was 99.1%.
- Time out of town for individuals was 90.4 %.
- The troop slept mostly at the Tea Garden and the Chrysalis gums during July 2019.

Incidents that affected management

Cape Academy of Mathematics Science and Technology, Constantia

- During July, there were 13 incidents of both tagged and untagged baboons raiding bins at the Cape Academy. Baboons are attracted to unsecured bins and fruit trees at the Cape Academy.

HWS: TROOP MONTHLY REPORT																																	
SECTOR		CLASSES OF BEHAVIOUR																															
NORTH		1	2	3	4	5	6	7	8	9	10	11	12	13	14	15	16	17	18	19	20	21	22	23	24	25	26	27	28	29	30	31	TOTAL
BABOON TROOP:	TOKAI	1	2	3	4	5	6	7	8	9	10	11	12	13	14	15	16	17	18	19	20	21	22	23	24	25	26	27	28	29	30	31	TOTAL
MONTH: JULY	YEAR: 2019	1	2	3	4	5	6	7	8	9	10	11	12	13	14	15	16	17	18	19	20	21	22	23	24	25	26	27	28	29	30	31	TOTAL
MT8	M					1		1	2	2,2,2	1					2	1	2,2,2	2,2,2	1	2		7,6	1	2	1	2	2	2	2	2	2	31
MT13 (Y-W)	M					1			1		1						1							1			2	2			2	8	
TKF7	F					1			1		1						1							1							1	6	
TKF4	F					1			1		1						1			2					1		7	1			2	9	
Un ID Male	M		1			7		1	2	2,2,2	1	1				2	1					1		1		2			2	2	16		
UnID Female	F		1			1	1	1	1		1					1							6	1		1	2			2	12		
UN ID Juvenile			1			1	1	1	1		1	1				2	1							1		1				2	12		
Un ID Individuals			1			1	1	1	1		1	1				1								1		1				2	11		
Troop						1			1		1																			2	4		
	%																															HRS	
Troop	0,9					20			30		90																			40	3,00		
Individuals	9,6	30			35	195	60	116	40	120	30				130	190	30	60	30	40		30	70	30	20	155	30	120	90	205	30,93		
Roost:	AM	6	2	9	3	9	3,9	10	3	1	1	9	9	2	2	1	1	9	9	9,1	1	1	2	9	1	1,1	3	1,9	1	1,1	1	9	
Roost:	PM	2	9	3	9	3,9	10	3	1	1	9	9	2	2	1	1	9	9	9,14	1	1	2	9	1	1,1	1	1,9	1	1,1	1	9		
Roost Sites	1	Tea Garden				2	Upper Tea Garden				3	Manor House Pines				4	Picnic Site 1				5	Picnic Site 2											
	6	Picnic Site 3				7	Tokai Bridge				8	Mikes Stables Pines				9	Chrysalis Gums				10	Laundry Pines											
	11	Silvermine Pines				12	Promised Land Gums L5				13	Lower Reservoir				14	Other				15												
ID Features of Baboons																																	
General remarks	<i>Bold, black and italics text indicates non-urban raids.</i>																																

Figure 9: The Tokai Troop’s raid sheet for July 2019.

MT8

- MT8 (an adult male) slept separate from the troop in the pine trees opposite the Cape Academy on three occasions during July. On one of these occasions he was joined by an untagged female baboon.
- MT8 recorded 17 bin raids during July. He was reported to have entered Forest Glade on three occasions, showed aggressive behaviour towards a resident and entered an occupied house.

- MT8 also raided an occupied house on Porter Estate and raided a bin with an untagged individual in Anderson Close.
- A larger porcupine pipe was installed however we had to close it after three weeks because it wasn't being used by porcupines, but it was being used by juvenile baboons. We will try and increase the width and place soil inside and see if the baboons will still use it.

Bloekom Laan Houses, Porter Estate

- During July, there were 10 incidents of baboons in the Tokai Troop going to Bloekom Laan. Baboons are attracted to the numerous fruiting trees in Bloekom Laan. MT8 and a few unidentified baboons were normally the first to break the line to go to Bloekom Laan.
- On 8 July, an untagged sub-adult male had an altercation with dogs at Bloekom Laan. The baboon died as a result of injuries sustained during the fight.
- On 30 July, three female baboons also had altercations with dogs at Bloekom Laan. All three females died as a result of injuries sustained.
- Two of the three females had altercations with dogs outside of the properties where the dogs reside. The other altercation occurred inside one of the properties at Bloekom Laan.

Forest Glade Shopping Centre, Tokai

- During July, an untagged baboon raided a bin at the Forest Glade Centre.

Porter Estate

- During July, three raiding incidents were recorded on Porter Estate. Baboons stole food directly from people on two occasions and MT8 raided an occupied house on Porter Estate.

Zwaanswyk

- Reports of individuals entering the Zwaanswyk residential area, through holes in the Zwaanswyk fence, were received twice during July.

Births and Deaths

- No births were recorded in the Tokai Troop during July 2019. Five deaths were recorded:
 - On 4 July, an infant was killed by an unidentified male (infanticide).
 - On 8 July, a sub-adult male died after an altercation with dogs at Bloekom Laan.
 - On 30 July, three female baboons got into altercations with dogs at Bloekom Laan. Two of the females died after an altercation with dogs and a third female was euthanased for humane reasons, following a veterinary assessment, because of injuries sustained from an altercation with dogs also at Bloekom Laan.

2. ZWAANSWYK TROOP

In Town Statistics

- Time out of town for the troop was 100%.
- Time out of town for individuals was 97.9%.
- The troop slept mostly at the Tea Garden and the Laundry Pines Sleep Site located at Chrysalis Academy during July 2019.

Incidents that affected management

TK54

- During July, TK54 recorded 12 bin raids. Raids were reported from Cape Academy, Forest Glade Shopping Centre and Anderson Close in Tokai. TK54 also entered Forest Glade Residential Complex on one occasion during July.

Births and Deaths

- No births or deaths were recorded for the Zwaanswyk Troop during July 2019.

HWS: TROOP MONTHLY REPORT																																		
SECTOR		CLASSES OF BEHAVIOUR																																
NORTH		1	In urban area	4	Attacking pets	7	Threatening behaviour/attack/stealing food																											
BABOON TROOP:	ZWAANSWYK	2	Raid bins	5	Raid unoccupied house or vehicle	8	Breaking & Entering/Damaging property																											
MONTH: JULY	YEAR: 2019	3	Non malicious damage	6	Raid occupied house or vehicle	9	Nocturnal Raiding																											
BABOON ID	Sex	1	2	3	4	5	6	7	8	9	10	11	12	13	14	15	16	17	18	19	20	21	22	23	24	25	26	27	28	29	30	31	TOTAL	
TK54 (R-R) GPS collar	M				1					2			2			2	2,2		2					2					1			2	2	11
TKF5	F																																	
Un ID Male	M																																	
Un ID Female	F																																	
Un ID juveniles																																		
Un ID individuals																																		
Troop																																		
		%	TIME SPENT IN TOWN (Minutes)																												HRS			
Troop		0,0																																
Individuals		2,1				30				40				60			45	35		15								50			50		40	45
Roost:	AM	9	5	10	6	6,9	10	3	10	10	9	10	6	2	2	2	6,9	9	10	10	1	1	1	3	1	1	3	1	1	4	1	1		
Roost:	PM	5	10	6	6,9	10	3	10	10	9	10	6	2	2	2	6,9	9	10	10	1	1	1	3	1	1	3	1	1	4	1	1			
Roost Sites	1	Tea Garden			2	Upper Tea Garden			3	Manor House Pines			4	Picnic Site 1			5	Picnic Site 2																
	6	Picnic Site 3			7	Tokai Bridge			8	Mikes Stables Pines			9	Chrysalis Gums			10	Laundry Pines																
	11	Silvermine Pines			12	Promised Land Gums L5			13	Lower Reservoir			14	Other			15																	
ID Features of Baboons																																		
General remarks	<i>Bold, black and italics text indicates non-urban raids.</i>																																	

Figure 10: The Zwaanswyk Troop's raid sheet for July 2019.

3. CONSTANTIA TROOP 1 (CT1)

In Town Statistics

- Time out of town for the troop was 99.7%. Time out of town for individuals was 99.3%.
- The troop mostly slept at the Buitenverwachting Gums and Bike Trails sleep sites during July.

HWS: TROOP MONTHLY REPORT																																		
SECTOR		CLASSES OF BEHAVIOUR																																
NORTH		1	In urban area	4	Attacking pets	7	Threatening behaviour/attack/stealing food																											
BABOON TROOP:	CT1	2	Raid bins	5	Raid unoccupied house or vehicle	8	Breaking & Entering/Damaging property																											
MONTH: JULY	YEAR: 2019	3	Non malicious damage	6	Raid occupied house or vehicle	9	Nocturnal Raiding																											
BABOON ID	Sex	1	2	3	4	5	6	7	8	9	10	11	12	13	14	15	16	17	18	19	20	21	22	23	24	25	26	27	28	29	30	31	TOTAL	
MT14	M																																1	1
CON16	M																																1	1
CONF1	M																																1	1
Un ID Male	M																																1	1
Un ID Female	F																																1	1
Un ID Juveniles																																	1	1
Un ID Individuals																																	1	1
Troop																																1	1	
	%	TIME SPENT IN TOWN (Minutes)																												HRS				
Troop	0,3																															60	1,00	
Individuals	0,7																															130	2,17	
Roost:	AM	1	3	3	1	3	12	3	2	3	3	3	3	6	6	6	6	6	7	6	3	1	1	1	3	1	2	8	8	8	8	5		
Roost:	PM	3	3	1	3	12	3	2	3	3	3	3	6	6	6	6	6	7	6	3	1	1	1	3	1	2	8	8	8	8	5			
Roost Sites	1	Upper Gums				2	Lower Gums				3	Bike Trail Gums				4	Middle Plantation				5	Price drive stream												
	6	Buitenverwachting Gums				7	Block 10 Gums				8	Castle Gums				9	Dumping Site				10	Veels-te-Ver												
	11	Watergat				12	Langbos Kloof				13	other				14					15													
ID Features of Baboons																																		
General remarks	<i>Bold and italics text indicates non-urban raids.</i>																																	

Figure 11: The Constantia 1 Troop’s raid sheet for July 2019.

Births and Deaths

- No deaths were recorded in CT1 during July.
- On 22 July, a new-born was spotted in the CT1 Troop.

4. CONSTANTIA TROOP 2 (CT2)

In Town Statistics

- Time out of town for the troop was 100%. Time out of town for individuals was 100%.
- The troop mostly slept at the Block 10 Gums sleep site during July 2019.

Incidents that affected management

- During July, no incidents were recorded for CT2 that affected usual management operations.

Births and Deaths

- No births or deaths were recorded in CT2 during July.

5. MOUNTAIN TROOP

In Town Statistics

- Time out of town for the troop was 100 %. Time out of town for individuals was 97.6%.
- The troop slept mostly at Veels-te-Ver stores sleep site during July 2019.

Incidents that affected management

Tagging and Collaring

- On 2 July, MT15 was tagged with double pink tags.
- MT16 was tagged with red and yellow tags on 4 July.

Wine Farm Private Houses and Staff Quarters

- During July, three bins raiding incidents at the wine farm private houses on Buitenverwachting were reported to HWS.
- On 13 July, MT15 raided an occupied house and reportedly had an altercation with a dog at one of the houses on Buitenverwachting.

HWS: TROOP MONTHLY REPORT																																														
SECTOR		CLASSES OF BEHAVIOUR																																												
NORTH		1	In urban area	4	Attacking pets	7	Threatening behaviour/attack/stealing food																																							
BABOON TROOP:	MOUNTAIN	2	Raid bins	5	Raid unoccupied house or vehicle	8	Breaking & Entering/Damaging property																																							
MONTH: JULY	YEAR: 2019	3	Non malicious damage	6	Raid occupied house or vehicle	9	Nocturnal Raiding																																							
BABOON ID	Sex	1	2	3	4	5	6	7	8	9	10	11	12	13	14	15	16	17	18	19	20	21	22	23	24	25	26	27	28	29	30	31	TOTAL													
CON 11 (Y-Y)	M																																													
CON 2	M																																													
MT 15 (Pi-Pi)	M												4,6														1						3													
MT16 (R-Y)	M					1		1									1	2				2			1	1			2		7	9														
Un ID AD Male	M	1																				1		2	2		1					5														
UN ID SA Male	M																																													
UN ID Female	F																																													
Un ID Juv	F																																													
Un ID Individuals																			2								1					2														
Troop																																														
		%	TIME SPENT IN TOWN (Minutes)																											HRS																
Troop		0,0																																												
Individuals		2,4	104				30	40									70					40	30			40	30			35	50															
Roost:	AM	1	1	1	1	1	6	1	1	1	1	1	3	6	6	6	6	5	1	1	1	1	1	1	1	1	6	1	3	1	6															
Roost:	PM	1	1	1	1	6	1	1	1	1	1	3	6	6	6	6	5	1	1	1	1	1	1	1	1	1	6	1	3	1	6															
Roost Sites		1	Veels-Te-Ver stores		2	Veels-Te-Ver Resevior		3	Veels-Te-Ver Kramat		4	Buitenverwachting gums		5	Block 10 gums		6	Block 5 pines		7	Watergat		8	Harris Pines		9	Bike trails		10	Upper Gums		11	Tea Garden		12	Vodacom Tower		13	Manor House Pines		14	Tokai Picnic		15	Other	
ID Features of Baboons																																														
General remarks		<i>Bold, black and italics text indicates non-urban raids.</i>																																												

Figure 12: The Mountain Troop’s raid sheet for July 2019.

Klein Constantia Road

- During July, MT16 recorded four incidents of being in the urban area on Klein Constantia Road. During these incidents MT16 raided bins on two occasions and a report was received that he showed aggressive behaviour to a resident on one occasion.

Births and Deaths

- No births or deaths were recorded in the Mountain Troop during July.

NORTH REGIONAL SUMMARY:

Births and Deaths

- One birth and five deaths were recorded in the Northern sub-population during July 2019. The birth was reported in the CT1 Troop and all the deaths occurred in the Tokai Troop. One death was an infanticide and the other four were related to injuries sustained during altercations with dogs on public land in Bloekom Laan.
- Two baboons were attacked by the same dogs. However, these attacks occurred in the property where the dogs reside. The other two baboons were attacked by different dogs that pursued them out of their properties.

Recommendations

- **Signage** informing the public to **lock their vehicle doors** and keep **windows closed** should be placed at the **SANParks boom gate** on Tokai road to reduce baboons **raiding vehicles**.
- **Signage** informing visitors to Chrysalis Academy not to leave their bags unattended is recommended.
- **Bins** at the **SANParks' Picnic Site** need to be closed properly to prevent baboon raids.
- The **electrified perimeter fence** at the **SANParks' Tokai Picnic Site** should be **upgraded and maintained** on a regular basis, to prevent baboons from entering the picnic site to raid.
- **Regular maintenance and upgrades to electrified perimeter fences on wine estates and other areas** will reduce baboon incursions. **Regular trimming and removal of overhanging trees** and closing of excavations would also reduce baboon access.
- Measures such as storing food in secure areas will reduce the amount of human derived foods (HDF's) that are available to baboons. This should reduce the level of raiding at **Chrysalis Academy**.
- Measures such as the **baboon-proofing of private and staff houses on wine estates will also reduce baboon access to HDF's**.
- The **horse gate** at the **Zwaanswyk fence** needs to be **closed constantly** to ensure that baboons do not enter the urban area.
- **Insulating** the electrical bushings of the **Veels-te-Ver transformer box** by placing covers over them will prevent baboons from getting **electrocuted**.

C. COMMUNITY AWARENESS AND EDUCATION

Community Conservation Officer's Monthly Feedback for July 2019:

Various tasks are carried out on a monthly basis to improve education and raise awareness amongst the baboon-affected communities on the Cape Peninsula. The focus is on baboon-proofing residential homes and securing waste areas at homes, businesses and public spaces.

Regular tasks include site visits to check on waste management and visits to residential houses that have been raided by baboons or have been noted as having a baboon attractant on the property. The HWS community liaison officer is working with the CoCT waste department to negotiate for this to take place following on from the bin audit conducted over the past few months.

Common attractants are fruit trees, accessible vegetable gardens, accessible compost heaps, access to human-derived foods or unsecured bins. Educational materials are distributed in baboon-affected areas, with education and awareness sessions being conducted at schools, in communities and at affected organisations. Stakeholder meetings are also arranged with interested and affected parties.

During July 2019, stakeholder meetings were held with the SA Navy, Ward Councilors of the northern and southern sections and with the Solid Waste Department to strengthen partnerships and discuss strategies for tackling various daily issues that hinder effective baboon management. Education and awareness sessions held with members of the Cape Tourist Guide Association on 18 July and students at Bay Primary School on 31 July, reached around 275 affected parties.

Table 1: Summary of awareness-raising tasks carried out in baboon-affected communities on the south Peninsula in July 2019.

Tasks	Activities - July 2019			
	South East Da Gama	South-East Smits/Waterfall	South-West	North
Site visits		Millers Point Picnic Site; Black Marlin; Happy Valley Home; Cape Boat Club	The Village Hub; Camel Rock Restaurant; Whole Earth Café; In2Foods; Rodgers Fruiterer; Southern Grind; Wildevoelwei WTW; Wildschutsbrand Picnic Site	Chrysalis Academy; Cape Academy; Bootleggers
Residential visits	Welcome Glen	Mount Pleasant; Murdoch Valley	Capri; Red Hill	Tokai

Distribution of educational materials		Simon's Town		Tokai
Education/Awareness sessions		Bay Primary School (Fish Hoek Campus)	Bay Primary School (Fish Hoek Campus)	Cape Academy
Bin order	Da Gama Park		Scarborough green spindles	
Stakeholder Meetings	Ward 61 Councillor; SA Navy; Solid Waste Communications; Cape Tourist Guide Association	Ward 61 Councillor; SA Navy; Solid Waste Communications; Cape Tourist Guide Association	Ward 61 Councillor; Solid Waste Communications; Cape Tourist Guide Association	Ward 62 & 71 Councillors; Solid Waste Communications; Cape Tourist Guide Association

D. GENERAL COMMENTS ON ALL BABOON TROOPS

1. POPULATION CHARACTERISTICS

During July 2019, there were three births and six deaths in the managed population. There were two births in the south and one in the north. Of the six deaths, one occurred in the south and the other five were from the northern sub-population. One death was an infanticide, a management euthanasia and four baboons died from injuries related to dog bites.

TROOP	END JUNE TOTALS							JULY 2019			Total Births (1 July 2018 to 30 June 2019)	Total Deaths (1 July 2018 to 30 June 2019)	Total Migrations (1 July 2019 to 30 June 2020)
	2013	2014	2015	2016	2017	2018	2019	Births	Deaths	Emigration / Immigration			
Da Gama	42	43	46	52	52	55	48	0	0	0	0	0	0
Smitswinkel	21	22	24	29	33	35	31	1	0	0	1	0	0
Waterfall	28	29	31	33	37	40	48	1	1	0	1	1	0
GOB	20	19	16	17	23	29	23	0	0	0	0	0	0
Misty Cliffs	17	16	9	11							0	0	0
Slangkop	37	40	35	41	40	44	43	0	0	0	0	0	0
SUB TOTAL	165	169	161	183	185	203	193	2	1		2	1	
Zwaanswyk	28	28	30	28	30	20	20	0	0	0	0	0	0
Tokai	64	70	62	65	69	75	91	0	5	0	0	5	0
Mountain	41	47	49	47	57	60	73	0	0	0	0	0	0
CT1	70	69	77	81	63	46	64	1	0	0	1	0	0
CT2					22	10	8	0	0	0	0	0	0
SUB TOTAL	203	214	218	221	241	211	256	1	5		1	5	
TOTAL	368	383	379	404	426	414	449	3	6		3	6	

Table 2: Population data for the eleven managed troops on the Cape Peninsula in July 2019. Emigration/Immigration figures show animal movements between troops and are accommodated in the troop population totals.

Deaths	END JUNE TOTALS:								JULY 2019	TOTAL (since July 2012)
	2012/13	2013/14	2014/15	2015/16	2016/17	2017/18	2018/19	2019/20		
Management	17	10	9	4	11	8	4	1	1	64
Human Induced (HID)	5	3	22	13	5	8	17	4	4	77
<i>Direct **</i>	5	3	4	8	2	7	8	4	4	41
<i>Indirect ***</i>			18	5	3	1	9	0		36
Natural	19	21	22	8	27	28	18	1	1	144
PLOHP****						7		0		7
Unknown	5	9	5	8	7	13	6	0		53
TOTAL DEATHS	46	43	58	33	50	64	45	6	6	345

Table 3: The breakdown of the causes of baboon deaths since 2012 (data collected during the first half of 2012 provided by Baboon Research Unit, UCT). All recorded baboons deaths have been summarised into categories: **Management** – baboons euthanased for management reasons according to the Baboon Management Guidelines; **Human Induced Deaths** are divided into two categories; ****Direct** – deaths caused by motor vehicle accidents, shooting, poisoning and dogs etc.; *****Indirect** – Deaths caused indirectly by humans such as electrocutions, human related fires etc. This category also includes baboons seriously wounded by the above causes, then humanely euthanased; **Natural** – baboons dying from old age, injuries related to baboon-on-baboon fights, infanticide; ******Private Land Owner Hunting Permit** – deaths of damage causing animals hunted on farmland in accordance with a provincial hunting permit issued by CapeNature in terms of Nature Conservation Ordinance 19 of 1934; and **Unknown** – occasionally a baboon is found dead and the cause could not be determined.

2. HOTLINE DATA

This month, there was a total of 315 calls to the hotline and 241 of these were calls reporting baboons in the managed areas. There was a noticeable increase in calls from Constantia. This increase can be attributed to individuals from the Tokai, Constantia and Mountain Troops who frequently moved through the urban area this month. There was a pleasing reduction on calls from the Simon's Town area. Thirty-four calls were received from general enquiries and 10 calls from other areas.

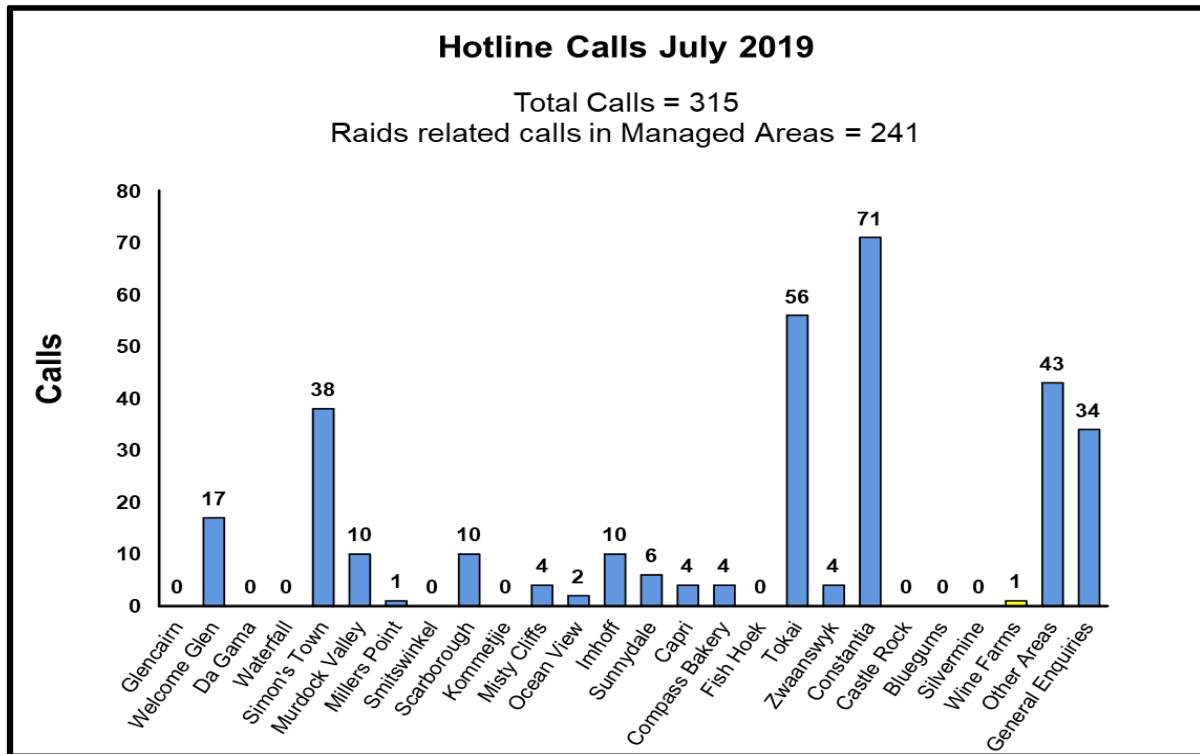


Figure 13: Hotline calls summary per urban area for July 2019. Raid related hotline calls are calls reporting managed baboons in urban areas. Managed Areas are those areas in which managed baboon troops raid. Other Areas, represent those areas beyond the urban edge or the range of managed baboons.

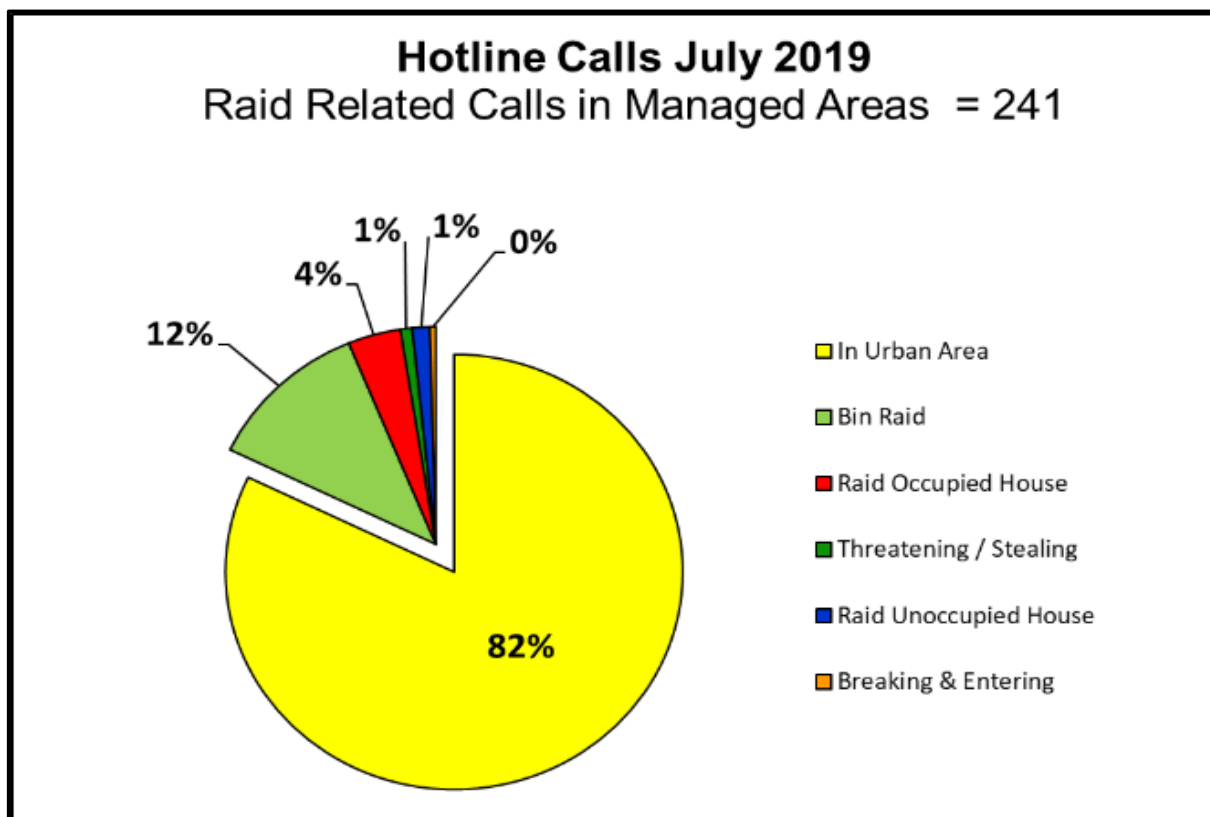


Figure 14: Composition of raid-related hotline calls during July 2019.

This month 82% of all raid-related hotline calls were for baboons being in the urban area. Of the remaining raids, 6% were assertive raids and 12% were bin raids. The number of calls related to assertive raids decreased this month. Most of these occupied house raids occurred in Simon’s Town and Scarborough and were carried out by individuals.

3. PERCENTAGE TIME OUT OF TOWN

The percentage time the troops spent out of town in July 2019 was 99,5%. Only five of the 10 managed troops were out of town for 100% of the month. Even though there was an increase in time spent out of town for individuals, from 93,3% in June 2019 to 94,8% in July 2019, no troop’s individuals spent 100% of the month out of the urban area.

Individuals from the Waterfall and Slangkop Troops spent the most time in town this month. This can be mainly be attributed to individuals’ movements through the urban area to raid and poor waste management at In2Foods and Heron Park.

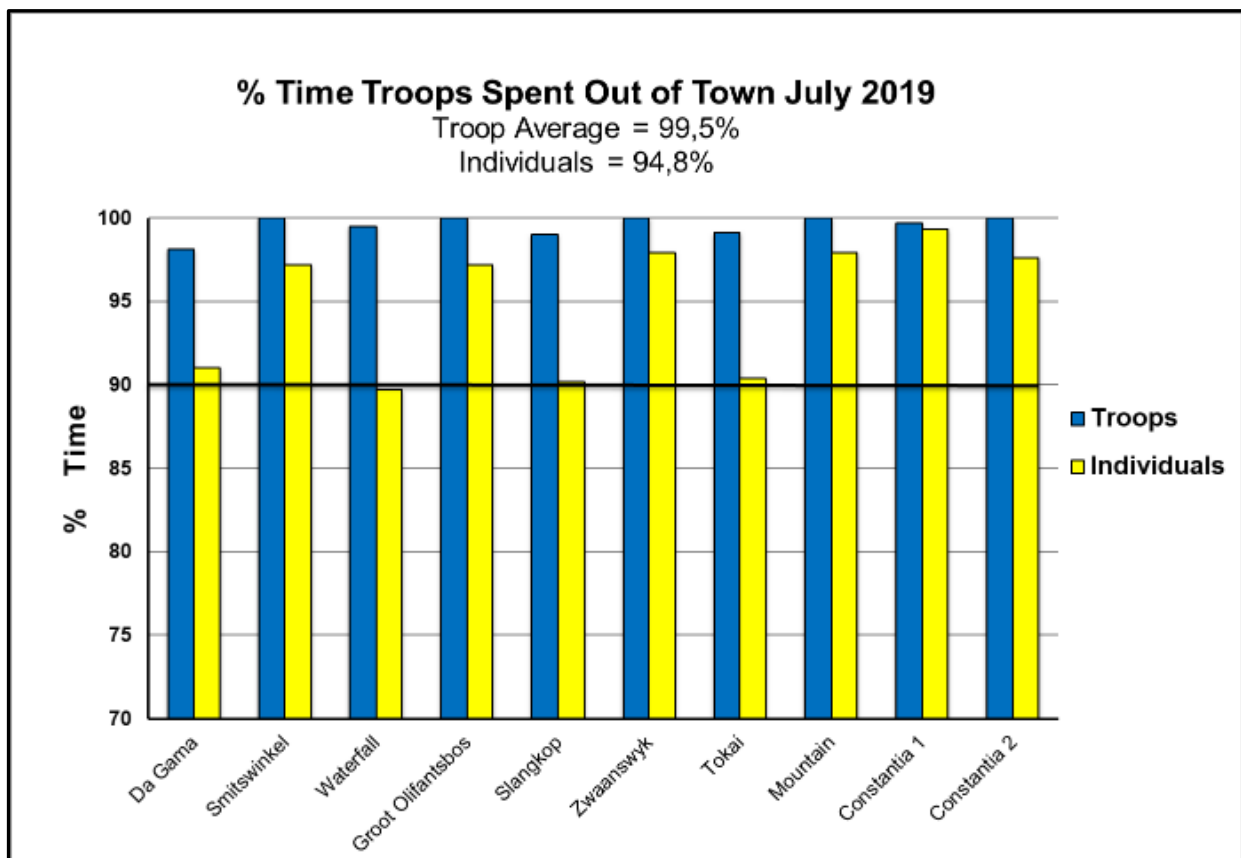


Figure 15: Percentage time troops spent out of town during July 2019. The solid line at 90% indicates the City of Cape Town’s 2014 contract and current contract’s requirement.

E. CONCLUSION

This month showed the typical trend we expect in winter months, with most of the troops spending more time on the lower slopes where it is warmer, and they are more protected from the cold winter weather. This is therefore also a time when baboons push harder to get into the urban area. This was confirmed by the relatively high number (241) of raid related hotline calls received this month.

The high number of hotline calls was evidence of the time individuals spent in the urban area (average time 5.2%). This month there was also a corresponding increase in bin raids, from 5% in June 2019, to 12%. This highlights the fact that waste management remains poor and until this major attractant to baboons is better managed, individuals will continue to push to be within the urban area. Poor waste management and a high availability of food was particularly evident in Simon's Town. SWB12 was euthanased on 4 July 2019 as a result of unacceptably aggressive raiding behaviour. Apart from his previous raiding record, he had been involved in six occupied house raids on the first three days of the month.

Dr Phil Richardson

HUMAN WILDLIFE SOLUTIONS (PTY) LTD