



Photo: Stephanus Ferreira

Human Wildlife Solutions

Monthly Report

October 2019

TABLE OF CONTENTS:

A. INTRODUCTION	3
B. BABOON MANAGEMENT AND RAID REPORTING	3
SOUTH EASTERN REGION – AREA MANAGER: BRONWYN MAREE / CATH SHUTTE	3
1. SMITSWINKEL BAY TROOP	3
2. WATERFALL TROOP	5
3. DA GAMA TROOP	7
SOUTH EAST REGIONAL SUMMARY:	8
Births and Deaths	8
Recommendations.....	9
SOUTH WESTERN REGION – AREA MANAGER: CATH SHUTTE.....	9
1. GROOT OLIFANTSBOS TROOP (GOB)	9
2. THE SLANGKOP TROOP	10
SOUTH WEST REGIONAL SUMMARY:.....	12
Births and Deaths	12
Recommendations.....	12
NORTHERN REGION – AREA MANAGER: STEPHANUS FERREIRA.....	13
1. TOKAI TROOP	13
2. ZWAANSWYK TROOP	14
Births and Deaths	15
3. CONSTANTIA TROOP 1 (CT1)	16
Births and Deaths	17
4. CONSTANTIA TROOP 2 (CT2)	17
Births and Deaths	17
5. MOUNTAIN TROOP	17
Births and Deaths	17
NORTH REGIONAL SUMMARY:	17
Births and Deaths	17
Recommendations.....	17
C. COMMUNITY AWARENESS AND EDUCATION	18
Community Conservation Officer’s Monthly Feedback for October 2019:	18
D. GENERAL COMMENTS ON ALL BABOON TROOPS	20
1. Population Characteristics	20
2. Hotline Data	21
3. Percentage Time Out of Town	23
E. CONCLUSION	24

A. INTRODUCTION

This monthly report covers the period from 1 to 31 October 2019. Summer has arrived, with higher temperatures and the increased availability of plenty of fresh forage for the baboons. The extra forage at this time of year, tends to result in the baboons spending more time in the mountains and pushing less to raid in the urban environment. This trend is confirmed during this month, with the troops spending 99.9% time out of town, while individuals time out of town was 95.9%. Further to this, there was a significant decrease (30%) in raid-related hotline calls for this month, compared to September 2019. The percentage of raid-related calls for occupied house raids was also down to 7%, from 14% last month.

B. BABOON MANAGEMENT AND RAID REPORTING

SOUTH EASTERN REGION – AREA MANAGER: BRONWYN MAREE / CATH SHUTTE

1. SMITSWINKEL BAY TROOP

In Town Statistics

- The Smitswinkel Bay Troop spent 99.9% of its time out of town in October 2019.
- Individuals time out of town increased this month from 98.7% in September 2019 to 98.9%.
- The Smitswinkel Bay Troop utilised its southern sleep sites for 16 nights and the northern sleep sites for 15 nights during October 2019.

HWS: TROOP MONTHLY REPORT																																		
SECTOR		CLASSES OF BEHAVIOUR																																
SOUTH EAST		1	2	3	4	5	6	7	8	9	10	11	12	13	14	15	16	17	18	19	20	21	22	23	24	25	26	27	28	29	30	31	TOTAL	
BABOON TROOP:	SMITS	1	In urban area	4	Attacking pets	7	Threatening behaviour/attack/stealing food	2	Raid bins	5	Raid unoccupied house or vehicle	8	Breaking & Entering/Damaging property	3	Non malicious damage	6	Raid occupied house or vehicle	9	Nocturnal Raiding															
MONTH: OCTOBER	YEAR: 2019																																	
BABOON ID	Sex	1	2	3	4	5	6	7	8	9	10	11	12	13	14	15	16	17	18	19	20	21	22	23	24	25	26	27	28	29	30	31	TOTAL	
SWB6	M										1																						1	
PR3	M			6	5,7	6					1,6,6,1	1	6	1							2	6		6									14	
UnID Males	M																																0	
UnID Females	F					6					1				1									6									4	
UnID Juveniles																																	0	
UnID Individuals												1									1	6,7					1					5		
Troop																							1									1		
	%	TIME SPENT IN TOWN (Minutes)																													HRS			
Troop	0,1																																10	0,17
Individuals	1,1			21	15	15					60		10	10	18							10	30		15			16					3,67	
Roost:	AM	7	1	7	1	4	6	6	6,8	4	4	5	6	1	7	7	7	7	1	3	4	4	4	6	4	4	5	2	1	7	1	1		
Roost:	PM	1	7	1	4	6	6	6,8	4	4	5	6	1	7	7	7	7	1	3	4	4	4	6	4	4	5	2	1	7	1	1	1		
Roost Sites		1 Smits Caves			2 Partridge Point			3 Bluegums			4 Millers Point			5 Rocklands Farm																				
		6 Castle Rock			7 SANParks			8 Other/Unknown			9 Murdoch Valley Cliffs			10																				
ID Features of Baboons																																		
General remarks	<i>Black, bold and italics text indicates raids at SanParks</i> <i>Red Italics and bold indicate raids on the farms.</i>																																	

Figure 1: The Smitswinkel Bay Troop raid sheet for October 2019.

Incidents that affected management

Black Marlin Restaurant

- Raids at the Black Marlin Restaurant increased this month.
- Individual baboons managed to gain access to the kitchen on two occasions and stole food on one occasion.

PR3

- PR3 continued to be difficult to manage during October 2019.
- This baboon raided six occupied houses, one unoccupied house and also managed to raid food from the kitchen at the Black Marlin.
- On 10 October, PR3 had an altercation with a dog in Murdoch Valley. The dog sustained injuries to its head and was taken to a vet for observation. However, PR3 did not sustain any major injuries during the altercation.

Virtual Fence

- The virtual fence was activated on two occasions during October.
- For the remainder of the month, the baboons concentrated their movement to the southern section of their ranging area.

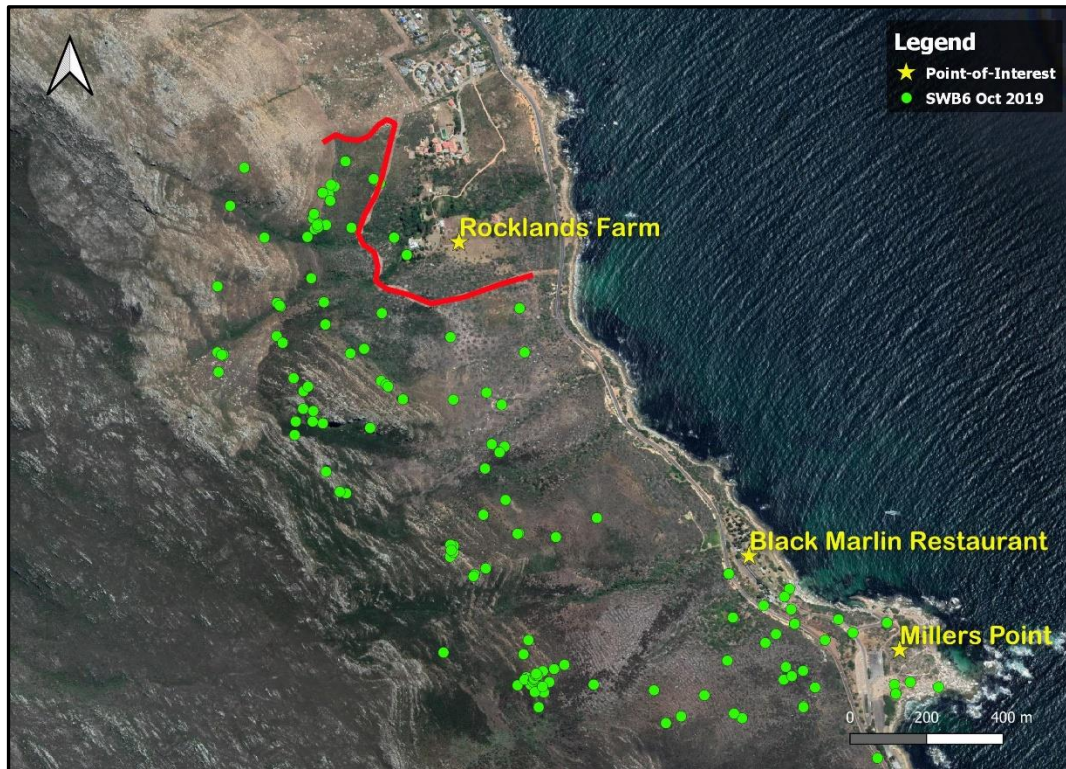


Figure 2: The movement of SWB6 (green dots) in relation to the Rocklands Virtual Fence Line (red line) for the month of October 2019.

Births and Deaths

There were no births or deaths in the Smitswinkel Bay Troop during October 2019.

2. WATERFALL TROOP

In Town Statistics

- The Waterfall Troop spent 99.5% of its time out of the urban area this month.
- Individuals time out of town decreased from 96.1% in September 2019 to 95.0% in October 2019.
- Raids at South African Navy properties constituted 53% of raids this month. 47% of raids occurred in the urban area.
- The Waterfall Troop predominantly slept on the mountain behind the South African Naval Armament Depot (SANAD) (15 nights). The troop also slept on the Waterfall Cliffs Sleep Site (13 nights) as well as the mountain above Happy Valley (1 night) and on North Peak for the remaining two nights. The troop therefore spent 16 nights sleeping on the outskirts of Simon's Town.

HWS: TROOP MONTHLY REPORT																																		
SECTOR		CLASSES OF BEHAVIOUR																																
SOUTH EAST		1 In urban area										4 Attacking Pets										7 Threatening behaviour/attack/stealing food												
BABOON TROOP:	WATERFALL	2 Raid bins										5 Raid unoccupied house or vehicle										8 Breaking & Entering/Damaging property												
MONTH: OCTOBER	YEAR: 2019	3 Non malicious damage										6 Raid occupied house or vehicle										9 Nocturnal Raiding												
BABOON ID	Sex	1	2	3	4	5	6	7	8	9	10	11	12	13	14	15	16	17	18	19	20	21	22	23	24	25	26	27	28	29	30	31	TOTAL	
CON4	M		1				1	6,2	2	1																								6
WF5	M		2	1		2	5,6,2	1,1	2,1	1	2	6	2,2		1	2		2	2,5												1,2		22	
UnID Males	M	2	1		1	1,2,2,5,6	2,2	2,1	2	2			2		2	2,2		2	2,5						2,6			1	1	6			27	
UnID Females	F		2,1		1	2		2,5,6,1	2	2,1																							11	
UnID Juveniles								2,5,6																									3	
UnID Individuals					1	2,7	5,6	6,2	2																		6,2	2,2,6	5,6		5,6		17	
Troop					1																									1	1		3	
		TIME SPENT IN TOWN (Minutes)																												HRS				
Troop	0,5				23																										40	25	1,47	
Individuals	5,0	14	190		162		155	150	35	15	45					22												74	35	20	40		15,95	
Roost:	AM	1,2	2	1	15	1	1	1	1	1	1	10	10	10	10	10	10,5	10	10	10	10	10	10,5	10,5	10,5	10	15	1	1	1	1	1		
Roost:	PM	2	1	15	1	1	1	1	1	1	10	10	10	10	10	10,5	10	10	10	10	10	10,5	10,5	10,5	10	15	1	1	1	1	1	1		
Roost Sites	1	Waterfall Cliff					2	Happy Valley Mtn					3	Signal School					4	Admiral Footpath					5	Red Hill								
	6	Mountain CoGHN					7	Gate 3 - Plateau Road					8	Shamballah Pines					9	North Peak					10	SANAD								
	11	Bungalow					12	Murdock Valley Cliffs					13	Rocklands Valley					14	Other					15	Quarry								
ID Features of Baboons																																		
General remarks	Red, Bold and Italics indicates raiding inside the South African Naval Ammunition Depot (SANAD) and Signal School. Black, Italics indicates raiding on farms.																																	

Figure 3: The Waterfall Troop’s raid sheet for October 2019.

Incidents that affected management

The South African Navy: Simon’s Town

- Individuals raided bins at Navy facilities on 27 occasions, and in the urban area of Simon’s Town on 14 occasions this month.
- Occupied and unoccupied rooms were each raided on Naval and urban land on 10 and nine occasions respectively.
- 83.0% of assertive raids took place on Naval land and 17.0% on urban land.

GOB11

- GOB11 an adult male baboon, was erroneously referred to as GOB9 in the September 2019 Monthly Report. Please note that the correct code for this individual is GOB11.
- GOB11 continued to fight with the other males, in particular CON4 and WF5. These altercations often lead to the troop splitting and culminated in WF5 sleeping separately from the troop on three occasions.

Births and Deaths

- There were no births or deaths in the Waterfall Troop during October 2019.

3. DA GAMA TROOP

In Town Statistics

- Time out of town for the troop was 99.8% in October 2019, compared to 98.9% during September 2019.
- For individuals, time out of the urban area increased from 96.5% in September 2019 to 98.6% in October 2019. Just under five hours were spent in town by individuals during this month, this is a reduction from 11 hours the previous month (September 2019).
- The troop spent 15 nights out of town during October (48% of the month), utilising Solole, Maylands, Grootkop, Kleinplaas Dam and the 16th Avenue sleep sites. For the remainder of the month (16 nights), the troop utilised the Dagleish Pine Trees Sleep Site near the Da Gama Park Naval Flats, the 9th Avenue Pine Trees and the Da Gama Park Naval Flats sleep sites.

HWS: TROOP MONTHLY REPORT																																																									
SECTOR		CLASSES OF BEHAVIOUR																																																							
SOUTH EAST		1	In urban area	4	Attacking pets	7	Threatening behaviour/ attacking/ stealing food																																																		
BABOON TROOP: DA GAMA		2	Raid bins	5	Raid unoccupied house or vehicle	8	Breaking & Entering/Damaging property																																																		
MONTH: OCTOBER YEAR: 2019		3	Non malicious damage	6	Raid occupied house or vehicle	9	Nocturnal Raiding																																																		
BABOON ID	Sex	1	2	3	4	5	6	7	8	9	10	11	12	13	14	15	16	17	18	19	20	21	22	23	24	25	26	27	28	29	30	31	TOTAL																								
Troop											2			1																				3																							
DG14 (O-G)	M																									1	1				2	1	4																								
DGF1	F																													2		1																									
DGF2	F																																0																								
DGF4	F																																0																								
DGF6 (P-Y)	F																																0																								
DGF7 (G-G)	F																													1	1	2																									
UnID Females	F																										1		1,1			3																									
UnID Female	F															1														2		2																									
UnID Individuals																																	0																								
UnID Juvs																	1													1		2																									
	%	TIME SPENT IN TOWN (Minutes)																																																							
Troop	0,2													25																		19	0,73																								
Individuals	1,4																28										35	50			152	10	4,58																								
Roost:	AM	21	17,23	24	2	1,2	24	20	20	2	2	17	17	3	17	2	1	2	24	20	17	3	21,3	1	2,1	1	1,2	1,2	1,2	27	27	1																									
Roost:	PM	17	24	2	2	24	20	20	2	2	17	17	3	17	2	1	2	24	20	17	3	21,3	1	2,1	1	1	1,2	1,2	27	27	1	21																									
Roost Sites		1	Flats	2	Pines - Flats	3	Pines - Da Gama	4	Pines - WG	5	Sport Fields Stables	6	Compass Bakery	7	Pines - Outspan	8	Jacks Shop	9	Elsie's Peak	10	Rotary Camp	11	Witsand	12	Slangkop	13	Platkop	14	Rasta Camp	15	Ocean View	16	KL sleep site	17	Maylands	18	Elsies River Valley	19	Red Hill / Windford	20	Grootkop	21	16th Avenue, DG	22	Lewis Gay Dam	23	Pinehaven	24	Kleinplaas Dam	25	Scarborough	26	Blue Gums, Waterworks	27	Solole	28	Other
ID Features of Baboons																																																									
General remarks																																																									

Figure 4: The Da Gama Troop raid sheet for October 2019.

Incidents that affected management**Tagging**

- On 11 October 2019, DGF7 (an adult female) was tagged with double green tags in the right ear.

DG14 (adult male)

- There are no incidents to report for DG14 during October 2019.

Welcome Glen

- DGF1 and another female baboon raided three bins in Welcome Glen during October 2019, in Glenoak and Glenalpine Roads.

Da Gama Park

- Four bin raids occurred in Da Gama Park during October 2019, in Da Gama Rome.



Figure 5a and b: Individuals from the Da Gama Troop foraging naturally in the vicinity of the Solole Sleep Site.

Births and Deaths

- DGF1 and DGF2 both gave birth during October 2019.
- Two females (including DGF2), who recently gave birth, showed signs of hair loss. It is likely that this hair loss is caused by their recent pregnancies. These individuals continue to behave normally and are monitored daily.

SOUTH EAST REGIONAL SUMMARY:**Births and Deaths**

There were no births or deaths in the Smitswinkel Bay or Waterfall Troop during October 2019. There were two births and no deaths in the Da Gama Troop during October 2019.

Recommendations

- The **fruit which is visible on fruit trees should be harvested** in baboon-affected areas to remove this attractant for baboons.
- **Open vegetable gardens** should be baboon-proofed. Baboon-proofing of all domestic vegetable gardens in baboon-affected areas will reduce baboon incursions into the suburbs.
- **New baboon-proof bins** are required for many properties in Da Gama and Welcome Glen.
- **Poor waste management at the South African Naval Armament Depot (SANAD) and the Waterfall Barracks** needs to be addressed to reduce the number of incidents occurring.
- **Waste and recycling collection should be prioritised** to occur in the early morning to prevent this waste from being an attractant to baboons (particularly in Dagleish and Van der Graaf Avenues, Da Gama Park).
- The **use of clear recycling bags** in baboon-affected areas should be re-evaluated as this remains an attractant for baboons.
- The installation of baboon-proof bins at the **West Yard, South African Navy docks** would assist in preventing baboon raids. Baboon-proofing at **the West Yard** cafeteria is recommended.
- Raids at **Waterfall Barracks** and **Happy Valley Shelter** would be considerably reduced if residents **closed doors and windows** when they left their rooms.
- A baboon-proofing solution is required for the **'What's Ya Flava' café** in Simon's Town to prevent baboons from raiding the shop.

SOUTH WESTERN REGION – AREA MANAGER: CATH SHUTTE

1. GROOT OLIFANTSBOS TROOP (GOB)

In Town Statistics

- The GOB Troop spent the majority of the month within the Cape of Good Hope (CoGH) section of the Table Mountain National Park (TMNP).
- The troop roosted within the boundaries of the CoGH for 28 nights, at Perdekloof for two nights and at Wildschutsbrand for one night during October.
- The three GOB females and the juvenile (also referred to as the GOB individuals), roosted at the Misty Cliffs Sleep Site for the entire month.
- The GOB individuals spent 79.6% of their time out of the urban area this month.

HWS: TROOP MONTHLY REPORT																																		
SECTOR		CLASSES OF BEHAVIOUR																																
SOUTH WEST		1	In urban area										4	Attacking pets										7	Threatening behaviour/attack/stealing food									
BABOON TROOP: GOB		2	Raid bins										5	Raid unoccupied house or vehicle										8	Breaking & Entering/Damaging property									
MONTH: OCTOBER YEAR: 2019		3	Non malicious damage										6	Raid occupied house or vehicle										9	Nocturnal Raiding									
BABOON ID	Sex	1	2	3	4	5	6	7	8	9	10	11	12	13	14	15	16	17	18	19	20	21	22	23	24	25	26	27	28	29	30	31	TOTAL	
Unld Males	M																																0	
Females	F	1	1	1	1,5	1		1	1	1	1	1,6		1	1,5		1	1		1,5			1,5,6		1			1	1	1		26		
Unld Individuals																																0		
Juveniles		1	1	1	1	1		1	1	1	1	1		1	1,5		1	1		1			1,5,6		1			1	1	1		23		
Troop																																0		
	%	TIME SPENT IN TOWN (Minutes)																													HRS			
Troop	0,0																															0,00		
Individuals	20,4	295	140	75	255	100		145	150	239	280			80	175		380	360		150			435		270			150	230	25		65,57		
Roost:	AM	2,1	2,1	2,1	2,1	2,1	2,1	2,1	2,1	2,1	2,1	2,1	2,1	2,1	2,1	2,1	2,1	2,1	2,1	2,1	2,1	2,1	2,1	2,1	2,1	2,1	2,1	2,1	2,1	2,1	2,1	2,1		
Roost:	PM	2,1	2,1	2,1	2,1	2,1	2,1	2,1	2,1	2,1	2,1	2,1	2,1	2,1	2,1	2,1	2,1	2,1	2,1	2,1	2,1	2,1	2,1	2,1	2,1	2,1	2,1	2,1	2,1	2,1	2,1	2,1		
Roost Sites	1	Misty Cliffs 1					2	CoGH Reserve					3	Red Hill					4	Shamballah					5	Wildschutsbrand								
	6	Perdekloof					7	CoGH Nursery					8	Misty Cliffs 2					9	Gate 1														
ID Features of Baboons																																		
General remarks	<i>Black, bold and italics text indicates raids at SANParks.</i>																																	

Figure 6: The GOB Troop raid sheet for October 2019.

Incidents that affected management

The Hub Restaurant

- There was a noticeable increase in the determination of the GOB individuals to gain access to the Village Hub Restaurant.
- In this regard, HWS has suggested that a baboon-proof gate be installed at the front door of the restaurant and shop.

Births and Deaths

No births or deaths were recorded for the GOB Troop during October 2019.

2. THE SLANGKOP TROOP

In Town Statistics

- The troop spent 99.9% of its time out of the urban area.
- Individuals time out of town increased this month from 92.5% in September 2019 to 96.5% in October.
- The troop slept on the roof of In2Foods Compass Bakery for the majority (16 nights) of the month, in the pine trees behind Ocean View for 11 nights and on Compass Cliffs Sleep Site for the remainder (4 nights) of the month.

Incidents that affected management

In2 Foods Compass Bakery

- Individual baboons moved through In2Foods Compass Bakery on five occasions and Heron Park on 11 occasions.
- Bins at In2Foods Compass Bakery and at various facilities in Heron Park, were raided this month.
- After HWS identified weak spots where the baboons are still able to access the bakery roof, In2Foods got a private contractor to trim the trees that the baboons were using to gain access to the roof.
- Since these trees have been trimmed, the baboons have not used the roof of In2Foods as a sleep site.

HWS: TROOP MONTHLY REPORT																																	
SECTOR		CLASSES OF BEHAVIOUR																															
SOUTH WEST		1	2	3	4	5	6	7	8	9	10	11	12	13	14	15	16	17	18	19	20	21	22	23	24	25	26	27	28	29	30	31	TOTAL
BABOON TROOP:	Slangkop	1	In urban area	4	Attacking pets	7	Threatening behaviour/attack/stealing food	2	Raid bins	5	Raid unoccupied house or vehicle	8	Breaking & Entering/Damaging property	3	Non malicious damage	6	Raid occupied house or vehicle	9	Nocturnal Raiding														
MONTH:	OCTOBER	YEAR:	2019																														
BABOON ID	Sex	1	2	3	4	5	6	7	8	9	10	11	12	13	14	15	16	17	18	19	20	21	22	23	24	25	26	27	28	29	30	31	TOTAL
SK6	M					2							2					2	2		2			2,2,1	2		1						10
UniD Males	M							1					2	1				2	2		2			2,2,1	2		1						11
UniD Females	F								1,1				2	1				2	2		2							1					8
UniD Juveniles								1											2		2						1						4
UniD Individuals						2				1						2	1							2,2,1	2					1			9
Troop																1																	1
	%	TIME SPENT IN TOWN (Minutes)																													HRS		
Troop	0,1																														0,17		
Individuals	3,5					75		25	81				18	30		35	13	30	14		70				95	120		32			30		11,13
Roost:	AM	5	5	5	5	2	2	5	2	2	5	5	5	3	3	2	5	3	3	5	5	5	2	2	5	5	5	5	5	2	2	2	2
Roost:	PM	5	5	5	2	2	5	2	2	5	5	5	3	3	2	5	3	3	5	5	5	2	2	5	5	5	5	5	2	2	2	2	
Roost Sites		1	Slangkop	2	Ocean View	3	Compass Bakery	4	Witsand	5	Other																						
ID Features of Baboons																																	
General remarks	<i>Red, bold and italics text indicates raids at Rogers Farm and the City waste disposal site.</i>																																

Figure 7: The Slangkop Troop’s raid sheet for October 2019.

Capri and Ocean View:

- The movement of individual baboons through Ocean View and Capri reduced this month.
- Individual baboons entered Ocean View and Capri on three and four occasions respectively.

Kommetjie Road:

- On 28 October, a juvenile was knocked over by a car on Kommetjie Road and sustained severe injuries to its legs.
- A vet was called out to assess the juvenile. The injuries were so severe that he was euthanased for humane reasons.

Births and Deaths

- There was one birth noted in the Slangkop Troop on 23 October 2019. There was one death in the Slangkop Troop this month. A juvenile baboon was knocked over by a car and was euthanased for humane reasons.

3. PLATEAU ROAD TROOP

- HWS rangers manage the Plateau Road Troop on Plateau Road, but not on agricultural land. The Plateau Road Troop does not raid in the official urban area and is therefore not a fully managed troop. HWS has a ranger stationed on Plateau Road to manage the interface between tourists and baboons. The aim is to prevent tourists from feeding baboons.

Incidents that affected management

Sleep Site preference

- The troop slept in the pine trees at Gate 7 for the majority of the month (25 nights) and at the Gate 4 Sleep Site for the remainder (6 nights) of the month.

Troop Movement

- The troop spent the majority of the month foraging on the horse farm. The troop drank water at the stream above the horse farm.
- The troop also moved and foraged inside the CoGH National Park and on the lower slopes of Klaasjagersberg.

SOUTH WEST REGIONAL SUMMARY:

Births and Deaths

- There was one birth and one death in the South West this month.

Recommendations

- All **fruiting trees or visible fruit** should be harvested from fruit trees in baboon-affected areas.
- **Baboon-proof bins** should be used by commercial businesses in **Heron Park** to prevent raiding. In addition to this a suitable bin cage to house bins is recommended to prevent raiding.
- **Closing the bin area at the Hub Restaurant** will restrict access to the baboons.

NORTHERN REGION – AREA MANAGER: STEPHANUS FERREIRA

1. TOKAI TROOP

In Town Statistics

- Time out of town for the troop was 100%.
- Time out of town for individuals was 97.1%.
- The troop slept mostly at the Tea Garden during October 2019.
- The troop moved up to the Silvermine Dam on three occasions during October 2019.

Incidents that affected management

TK55

- During September 2019, TK55 showed interest in joining the Zwaanswyk Troop and on 1 October, TK55 immigrated from the Tokai Troop to the Zwaanswyk Troop.

MT13

- MT13 entered the urban area on three occasions, during which he raided four bins.

HWS: TROOP MONTHLY REPORT																																			
SECTOR		CLASSES OF BEHAVIOUR																																	
NORTH		1	2	3	4	5	6	7	8	9	10	11	12	13	14	15	16	17	18	19	20	21	22	23	24	25	26	27	28	29	30	31	TOTAL		
BABOON TROOP:		TOKAI		1		In urban area		4		Attacking pets		7		Threatening behaviour/attack/stealing food																					
MONTH: OCTOBER		YEAR: 2019		2		Raid bins		5		Raid unoccupied house or vehicle		8		Breaking & Entering/Damaging property																					
				3		Non malicious damage		6		Raid occupied house or vehicle		9		Nocturnal Raiding																					
BABOON ID	Sex	1	2	3	4	5	6	7	8	9	10	11	12	13	14	15	16	17	18	19	20	21	22	23	24	25	26	27	28	29	30	31	TOTAL		
MT13 (Y-W)	M					2				2,2,2	1																							5	
TKF7	M																																		
TKF13	F																																		
Un ID male	M					7																												1	
Un ID Female	F																																		
UN ID juvenile																																			
Un ID individuals		7													2																			2	
Troop																																			
	%																																		HRS
Troop	0,0																																		0,00
Individuals	2,9					30				360	170																								9,33
Roost:	AM	5	1	6	1	1	5	5	3	1	1	2	2	1	2	2	2	13	2	2	1	2	1	2	1	6	9	1	9	1	1	2			
Roost:	PM	1	6	1	1	5	5	3	1	1	2	2	1	2	2	2	13	2	2	1	2	1	2	1	6	9	1	9	1	1	2	9			
Roost Sites	1	Tea Garden		2	Upper Tea Garden		3	Manor House Pines		4	Picnic Site 1		5	Picnic Site 2																					
	6	Picnic Site 3		7	Tokai Bridge		8	Mikes Stables Pines		9	Chrysalis Gums		10	Laundry Pines																					
	11	Silvermine Pines		12	Promised Land Gums L5		13	Lower Reservoir		14	Cape Academy		15																						
ID Features of Baboons																																			
General remarks	<i>Bold, black and italics text indicates non-urban raids.</i>																																		

Figure 8: The Tokai Troop's raid sheet for October 2019.

Porter Estate

- During October, there was one bin raid and one incident when an unidentified individual grabbed a loaf of bread from a person at Porter Estate.

SANParks Tokai Picnic Area

- There was one incident of an unidentified male baboon grabbing food from people in the picnic area during October.

Births and Deaths

- On 1 October, a new-born was identified in the Tokai Troop and two infanticides occurred, on 9 and 25 October 2019 respectively.

2. ZWAANSWYK TROOP

In Town Statistics

- Time out of town for the troop was 100%.
- Time out of town for individuals was 95.3%.
- The troop slept mostly at the Tea Garden during October 2019 and moved to the Silvermine Dam on three occasions during the month.

Incidents that affected management

TK55

- During September 2019, TK55 showed interest in joining the Zwaanswyk Troop and on 1 October, TK55 immigrated from the Tokai Troop to the Zwaanswyk Troop.
- TK55 entered the urban area on five occasions and raided one bin at the Forest Glade Centre.

MT8

- MT8 entered the urban area on six occasions and raided eight bins during October. The majority of MT8's raids were at the Cape Academy. However, MT8 also went to the Forest Glade Centre.

MT8 and TK55

- During October, MT8 and TK55 started competing for the dominant position in the Zwaanswyk Troop. MT8 proved to be more dominant than the younger TK55. This conflict between the males has caused the troop to sleep separately on a few occasions and also split up during the day.

Porter Estate:

- There were three bin raids and one unoccupied house raid on Porter Estate during October 2019.

SANParks Tokai Picnic Site

- During October, an unidentified female baboon grabbed food from people in the picnic area.

Cape Academy

- During October 2019, there were six occasions where unidentified individuals ran into the Cape Academy during which, eight bins were raided.

HWS: TROOP MONTHLY REPORT																																		
SECTOR		CLASSES OF BEHAVIOUR																																
NORTH		1	2	3	4	5	6	7	8	9	10	11	12	13	14	15	16	17	18	19	20	21	22	23	24	25	26	27	28	29	30	31	TOTAL	
BABOON TROOP:	ZWAANSWYK	In urban area		Attacking pets		Threatening behaviour/attack/stealing food																												
MONTH: OCTOBER	YEAR: 2019	Raid bins		Raid unoccupied house or vehicle		Breaking & Entering/Damaging property																												
		Non malicious damage		Raid occupied house or vehicle		Nocturnal Raiding																												
MT 8	M																					2	2,2	2		1		2				2,2,2	9	
TK55(B-B)	M	1			2		1			1																	1		1					6
TKF5	F																																	
TKF4	F				2																													1
Un ID Male	M																																	
Un ID Females	F				2	7																2	2,2	2				2				2,2	9	
Un ID juveniles					2,5																							2					3	
Un ID individuals																																		
Troop																																		
	%	TIME SPENT IN TOWN (Minutes)																														HRS		
Troop	0,0																																	
Individuals	4,7	180				60			40													25	40	60		30	30	300	20			120	15.08	
Roost:	AM	10	1	10	1	1	4	4	1.4	1	3	1	1.3	1	2	2	2	1	2	9	10	1	1	1.14	2	10.14	2	4	7.14	2	1	10		
Roost:	PM	1	10	1	1	4	4	1.4	1	3	1	1.3	1	2	2	2	1	2	9	10	1	1	1.14	2	10.14	2	4	7.14	2	1	10	1		
Roost Sites	1	Tea Garden				2	Upper Tea Garden				3	Manor House Pines				4	Picnic Site 1				5	Picnic Site 2												
	6	Picnic Site 3				7	Tokai Bridge				8	Mikes Stables Pines				9	Chrysalis Gums				10	Laundry Pines												
	11	Silvermine Pines				12	Promised Land Gums L5				13	Lower Reservoir				14	Cape Academy				15													
ID Features of Baboons																																		
General remarks	<i>Bold, black and italics text indicates non-urban raids. 14 indicates bab</i>																																	

Figure 9: The Zwaanswyk Troop’s raid sheet for October 2019.

Births and Deaths

- No births or deaths were recorded for the Zwaanswyk Troop during October 2019.

3. CONSTANTIA TROOP 1 (CT1)

In Town Statistics

- Time out of town for the troop was 99.7%.
- Time out of town for individuals was 98.4%.
- The troop mostly slept at the Bike Trails (9 nights), Upper Gums Sleep Sites (7 nights) and Price Drive Stream (5 nights) during October 2019.

HWS: TROOP MONTHLY REPORT																																	
SECTOR		CLASSES OF BEHAVIOUR																															
NORTH		1	In urban area	4	Attacking pets	7	Threatening behaviour/attack/stealing food																										
BABOON TROOP: CT1		2	Raid bins	5	Raid unoccupied house or vehicle	8	Breaking & Entering/Damaging property																										
MONTH: OCTOBER YEAR: 2019		3	Non malicious damage	6	Raid occupied house or vehicle	9	Nocturnal Raiding																										
BABOON ID	Sex	1	2	3	4	5	6	7	8	9	10	11	12	13	14	15	16	17	18	19	20	21	22	23	24	25	26	27	28	29	30	31	TOTAL
MT14 (Bi-Bi)	M		1		1	1		2,2					2																				6
CON16 (R-W)	M		1		1	1		2,2					2																			6	
CONF1	M				1	1																										2	
Un ID Male	M				1	1																										2	
Un ID Female	F				1	1		2																								3	
Un ID Juveniles					1	1																										2	
Un ID Individuals					1	6		1				1																				4	
Troop					3	3																										2	
	%	TIME SPENT IN TOWN (Minutes)																													HRS		
Troop	0,3				30	25																										0,92	
Individuals	1,6	30			65	45		125				10	30																			5,08	
Roost:	AM	1	5	1	5	5	8	5	8	1	2	1	5	1	9	3	3	3	3	6	3	6	3	1	1	12	6	6	3	2	2	3	
Roost:	PM	1	5	1	5	8	5	8	1	2	1	5	1	9	3	3	3	3	6	3	6	3	1	1	12	6	6	3	2	2	3	3	
Roost Sites	1	Upper Gums				2	Lower Gums				3	Bike Trail Gums				4	Middle Plantation				5	Price drive stream											
	6	Buitenverwachting Gums				7	Block 10 Gums				8	Castle Gums				9	Dumping Site				10	Veels-te-Ver											
	11	Watergat				12	Langbos Kloof				13	other				14					15												
ID Features of Baboons																																	
General remarks	<i>Bold and italics text indicates non-urban raids.</i>																																

Figure 10: CT1’s raid sheet for October 2019.

Incidents that affected management

Price Drive

- During October, the troop entered Price Drive on two occasions in order to enter Groot Constantia. No raids occurred but there was non-malicious damage to houses such as broken gutters etc.
- Unidentified individuals entered Price Drive on four occasions, during which one occupied house raid was recorded.

CON16 and MT14

- Both these males entered Price Drive on six occasions during October, during which each male raided three bins.

Births and Deaths

- On 4 October, one new-born was identified in CT1. No deaths were recorded during October 2019.

4. CONSTANTIA TROOP 2 (CT2)

In Town Statistics

- Time out of town for the troop was 100%.
- Time out of town for individuals was 100%.
- The troop slept at the Block 10 Gums Sleep Site (20 nights) during October 2019.

Incidents that affected management

- No incidents occurred during October that affected management

Births and Deaths

- No births or deaths were recorded in the CT2 Troop.

5. MOUNTAIN TROOP

In Town Statistics

- Time out of town for the troop was 100%.
- Time out of town for individuals was 100%.
- The troop slept at Veels-te-Ver Sleep Site (25 nights) during October 2019.

Incidents that affected management

- No incidents occurred during October that affected management.

Births and Deaths

- No births or deaths were recorded for the Mountain Troop during October.

NORTH REGIONAL SUMMARY:

Births and Deaths

- During October, there were two deaths and two births in the North region.

Recommendations

- **Signage** informing the public to **lock their vehicle doors** and keep **windows closed** should be placed at

the **SANParks boom gate** on Tokai road to reduce baboons **raiding vehicles**.

- **Signage** informing visitors to Chrysalis Academy not to leave their bags unattended is recommended.
- **Bins** at the **SANParks' Picnic Site** need to be closed properly to prevent baboon raids.
- The **electrified perimeter fence** at the **SANParks' Tokai Picnic Site** should be **upgraded and maintained** on a regular basis, to prevent baboons from entering the picnic site to raid.
- **Regular maintenance and upgrades to electrified perimeter fences on wine estates and other areas** will reduce baboon incursions. **Regular trimming and removal of overhanging trees** and closing of excavations would also reduce baboon access.
- Measures such as storing food in secure areas will reduce the amount of human derived foods (HDF's) that are available to baboons. This should reduce the level of raiding at **Chrysalis Academy**.
- Measures such as the **baboon-proofing of private and staff houses on wine estates will also reduce baboon access to HDF's**.
- The **horse gate** at the **Zwaanswyk fence** needs to be **closed constantly** to ensure that baboons do not enter the urban area.
- **Insulating** the electrical bushings of the **Veels-te-Ver transformer box** by placing covers over them will prevent baboons from getting **electrocuted**.

C. COMMUNITY AWARENESS AND EDUCATION

Community Conservation Officer's Monthly Feedback for October 2019:

Various tasks are carried out on a monthly basis to improve education and raise awareness amongst the baboon-affected communities on the Cape Peninsula. The focus is on baboon-proofing residential homes and securing waste areas at homes, businesses and public spaces. Regular tasks include site visits to check on waste management and visits to residential houses that have been raided by baboons or have been noted as having a baboon attractant on the property.

HWS is working with the CoCT Solid Waste department to ensure baboon-affected areas are supplied with lockable, secure bins. Other common attractants are fruit trees, accessible vegetable gardens, accessible compost heaps and access to human-derived foods.

Educational materials are distributed in baboon-affected areas, with education and awareness sessions being conducted at schools, in communities and at affected organisations. Stakeholder meetings are also arranged with interested and affected parties. This past month, baboon educational awareness sessions were carried out with approximately 200 children at Simon's Town School, as well as with 20 residents at Happy Valley Home. Residential visits were carried out in Zwaanswyk, Porter Estate and Pine Haven.

The 2019 Penguin Festival hosted by South African Foundation for the Conservation of Coastal Birds (SANCCOB), was held on Saturday, 5 October, in Simon's Town. This annual event aims to raise awareness of the endangered African Penguin. As an invited participant at the event, HWS raised sponsorships for 40 children from Kleinberg Primary, Marine Primary, Simon's Town School and children of HWS baboon rangers to join in on the event. The main intention of the event is to bring like-minded entities together, to exhibit their conservation efforts and educate festival guests on how to make a positive impact of their own.

This year, HWS received generous donations from many of their suppliers, which covered all costs of the children's participation. The donations provided for entry tickets, hats, drawstring bags, transport, game prizes and lunch for each invited child. Great fun was had by all children and members of the public that attended the event. It offered a great opportunity for children from baboon-affected suburbs to be exposed to a variety of conservation education initiatives happening around them.

Table 1: Summary of awareness-raising tasks carried out in baboon-affected communities on the south Peninsula in October 2019.

Tasks	Activities - October 2019			
	South East Da Gama	South-East Smits/Waterfall	South-West	North
Site visits	Brooklands Waterworks	Millers Point Picnic Site; Millers Point Caravan Park; Black Marlin; Happy Valley Home; Cape Boat Club; What's Your Flava	Heron Park; In2Foods; Rodgers Fruiterer; Scarborough Restaurants; Wildschutsbrand Picnic Site	Chrysalis Academy; Cape Academy; Forest Glade Shopping Centre; Forest Glade; Tokai Picnic Site; Jonkershuis Restaurant; Little Stream Restaurant; The Range
Residential visits	Pine Haven			Porter Estate; Zwaanswyk
Education/Awareness sessions	2019 Penguin Festival	2019 Penguin Festival; Happy Valley Home; Simon's Town School	2019 Penguin Festival	2019 Penguin Festival
Pamphlet distribution		Castle Rock; Murdoch Valley, Smitswinkelbaai	Kommetjie	Forest Glade Shopping Centre
Stakeholder Meetings			CARBS reps (Scarborough, Misty Cliffs)	

D. GENERAL COMMENTS ON ALL BABOON TROOPS

1. POPULATION CHARACTERISTICS

During October 2019, there were five births and three deaths in the managed population. Three births in the south and two in the north. Chacma baboons are not seasonal breeders but breed throughout the year. This is evident from the varying number of births that occur from month to month.

TROOP	END JUNE TOTALS							OCTOBER 2019			Total observed Births (1 July 2019 to 30 June 2020)	Total observed Deaths (1 July 2019 to 30 June 2020)	Total Migrations (1 July 2019 to 30 June 2020)
	2013	2014	2015	2016	2017	2018	2019	Births	Deaths	Emigration / Immigration			
Da Gama	42	43	46	52	52	55	48	2	0		4	2	0
Smitswinkel	21	22	24	29	33	35	31	0	0		2	0	0
Waterfall	28	29	31	33	37	40	48	0	0		2	1	0
GOB	20	19	16	17	23	29	23	0	0		0	0	0
Misty Cliffs	17	16	9	11							0	0	0
Slangkop	37	40	35	41	40	44	43	1	1		1	2	0
SUB TOTAL	165	169	161	183	185	203	193	3	1		9	5	
Zwaanswyk	28	28	30	28	30	20	20	0	0		0	2	2
Tokai	64	70	62	65	69	75	91	1	2		1	8	-2
Mountain	41	47	49	47	57	60	73	0	0		3	4	0
CT1	70	69	77	81	63	46	64	1	0		2	1	0
CT2					22	10	8	0	0		0	0	0
SUB TOTAL	203	214	218	221	241	211	256	2	2		6	15	
TOTAL	368	383	379	404	426	414	449	5	3		15	20	

Table 2: Population data for the eleven managed troops on the Cape Peninsula in October 2019. Emigration/Immigration figures show animal movements between troops and are accommodated in the troop population totals.

There was one death in the south and two in the north. A juvenile was knocked by a car and because the injuries it sustained were so severe, the juvenile was euthanased for humane reasons. Two infanticides also occurred in the North sector, both in the Tokai Troop by an unidentified male.

Deaths	END JUNE TOTALS:								Current Contract 2019/20	OCT 2019	TOTAL (since July 2012)
	2012/13	2013/14	2014/15	2015/16	2016/17	2017/18	2018/19	2019/20			
Management	17	10	9	4	11	8	4	2		65	
Human Induced (HID)	5	3	22	13	5	8	17	7		80	
Direct **	5	3	4	8	2	7	8	7		44	
Indirect ***			18	5	3	1	9			36	
Natural	19	21	22	8	27	28	18	9		152	
PLOHP****						7				7	
Unknown	5	9	5	8	7	13	6	2		55	
TOTAL DEATHS	46	43	58	33	50	64	45	17		359	

Table 3: Causes of baboon deaths since 2012 (*Data collected during the first half of 2012 provided by Baboon Research Unit, UCT); **Deaths caused directly by humans such as motor vehicle accidents, shooting, poisoning and dogs. ***Deaths caused indirectly by humans such as electrocutions. ****Private Land Owner Hunting Permit; Deaths of damage causing animals hunted on farmland in accordance with a provincial hunting permit issued by CapeNature in terms of Nature Conservation Ordinance 19 of 1934.

2. HOTLINE DATA

During October 2019, there was a total of 137 hotline calls, 112 of which were raid-related calls received from managed areas. This represents a decrease of 48 raid-related calls over the previous month. Most of the calls received were from Constantia, mostly for baboon incursions into Cape Academy. In September there were 15 calls from Simon's Town, and this number increased by 10 in October. There were also 15 calls from the Scarborough area reporting the three GOB individuals and one juvenile raiding or spending time in the urban area.

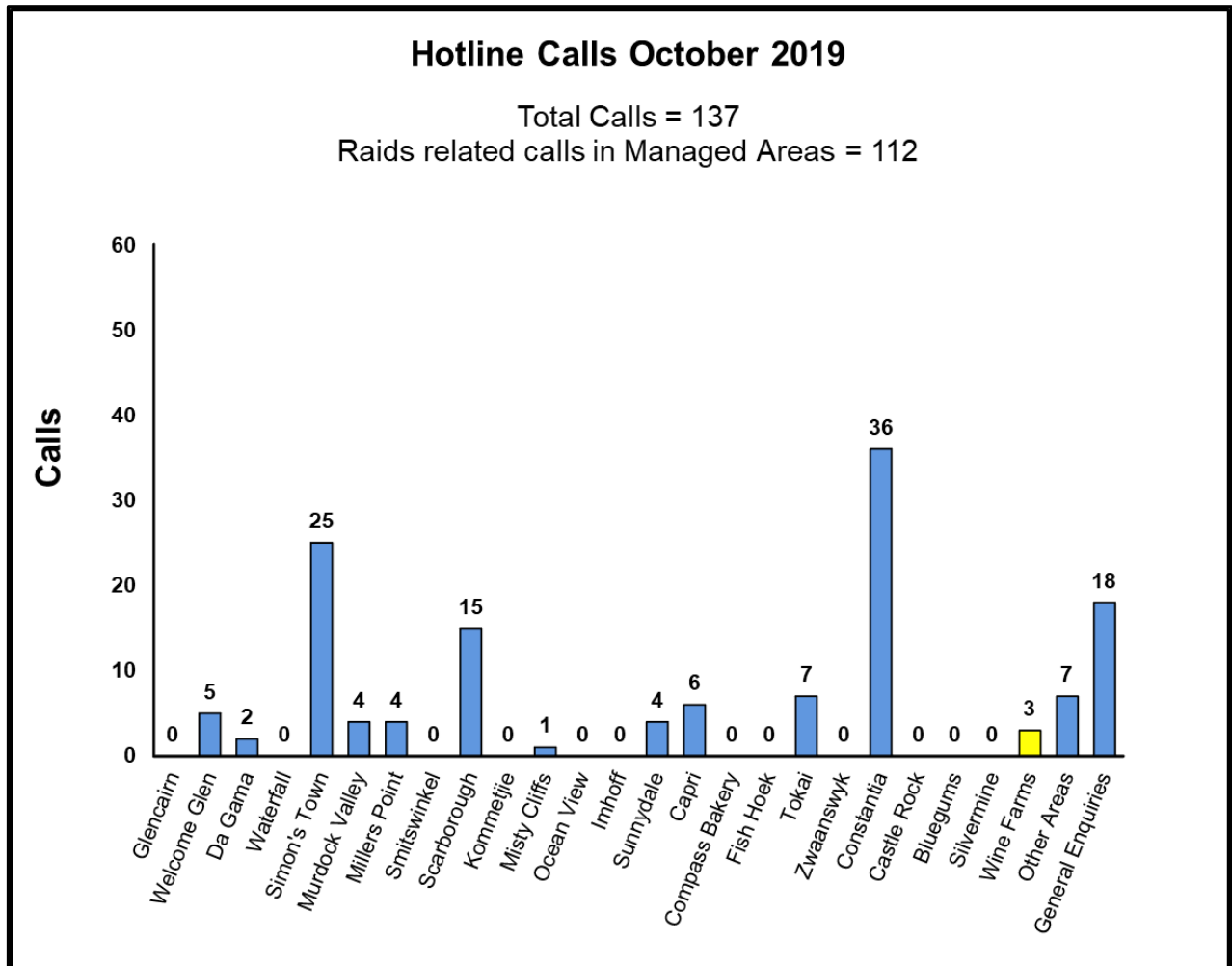


Figure 11: Hotline calls summary per urban area for October 2019. Raid related hotline calls are calls reporting managed baboons in urban areas. Managed Areas are those areas in which managed baboon troops raid. Other Areas, represent those areas beyond the urban edge or the range of managed baboons.

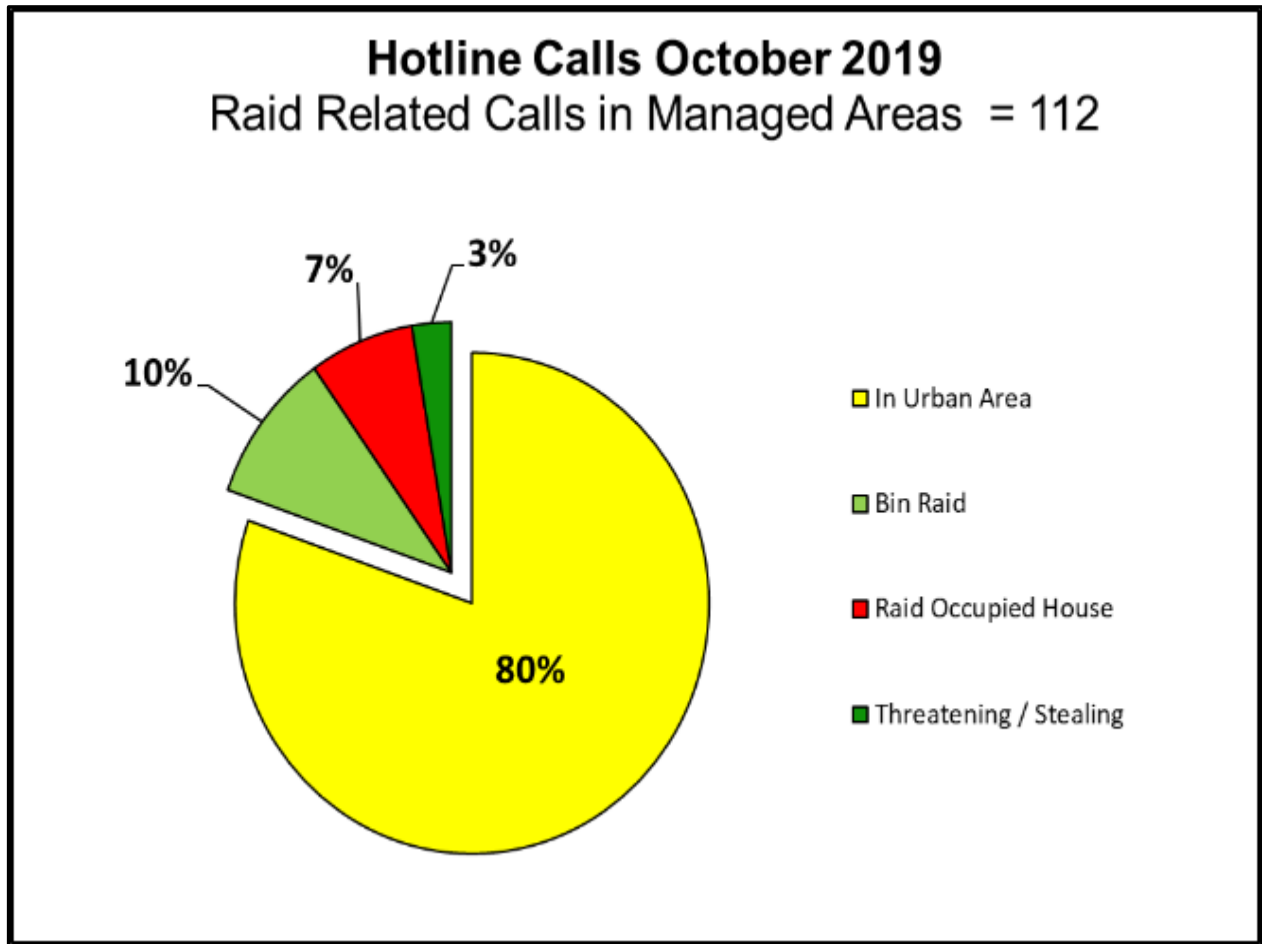


Figure 12: Composition of raid-related hotline calls during October 2019.

3. PERCENTAGE TIME OUT OF TOWN

The percentage of time that the troops spent out of town this month was 99.9%. It is pleasing to note this high percentage once again. The troop time out of town was 99.9% for six months from July to October 2018 and 100% in November and December 2018. Time out of town for individuals increased slightly this month from 94.3% in September 2019 to 95.9% in October 2019. The time out of town for individuals was 95.6% this time last year, in October 2018. The time in town is mostly attributed to the four GOB individuals which spent 65.57 hours in town during October 2019.

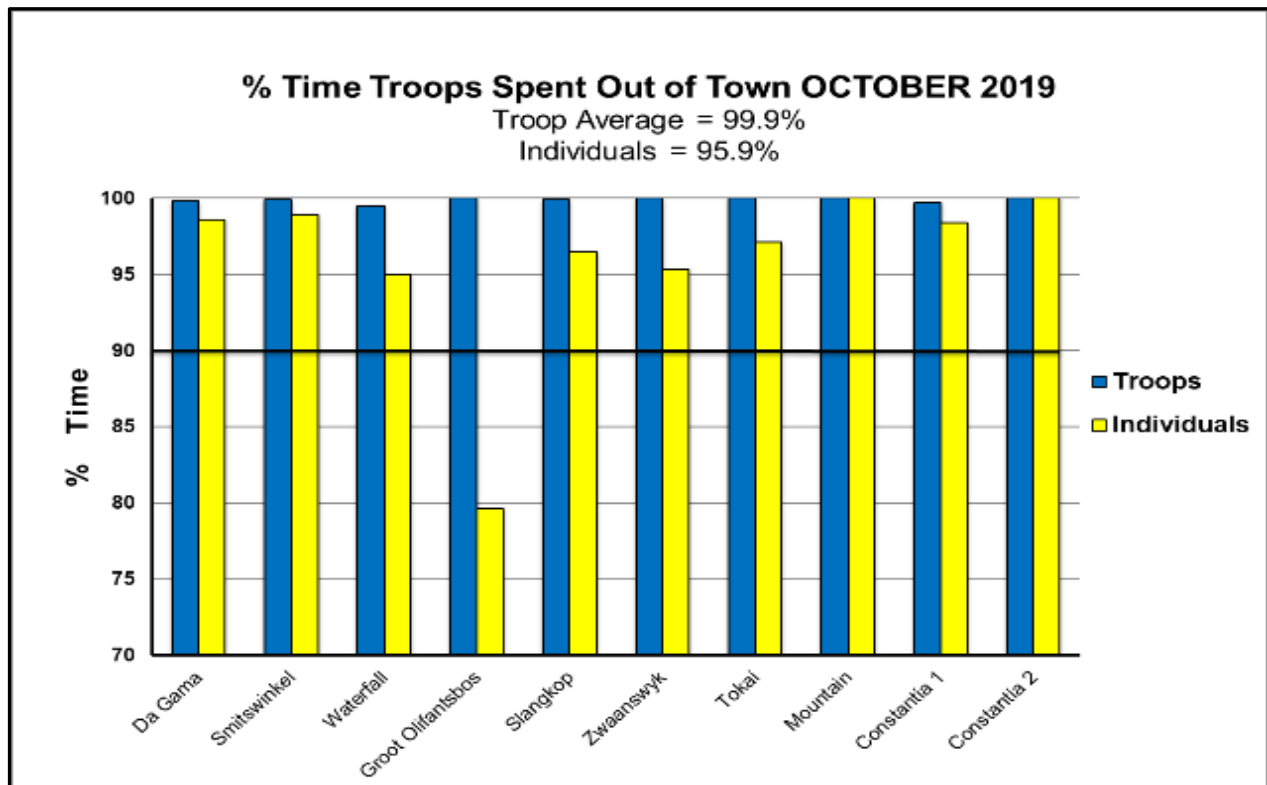


Figure 13: Percentage time troops spent out of town during October 2019. The solid line at 90% indicates the City of Cape Town's 2014 and current contract requirement.

E. CONCLUSION

With the full arrival of summer and the warmer weather, together with an associated good supply of food in the fynbos this month, the baboon troops time out of town has gone back to 99.9%. This has been the pattern for much of the past year in the warmer months. Nevertheless, there still remains a disturbing disjunction between the behaviour of the troops and several individuals within some of the troops, which still raid extensively on their own.

The high degree of raiding individuals in Scarborough, Constantia and Simon's Town can largely be accounted for by the high availability of human derived foods being available on a regular basis. The GOB individuals, three females and one juvenile have almost become urban baboons. They have several sites they visit almost immediately after entering the urban area. In Simon's Town, the Waterfall troop are provided an abundance of food from unsecured waste and fresh food, particularly at Naval sites. In Constantia, the Cape Academy has become a regular visiting site for some individuals to raid. The main problem with this behaviour is that once a site becomes a regular food source for a baboon, it does not take long before it introduces the behaviour to other members of the troop. Without this, it would be possible to keep both baboon troops and individuals out of town for 99.9% of the time.

Dr Phil Richardson

HUMAN WILDLIFE SOLUTIONS (PTY) LTD