



Dealing with Baboons




ALWAYS

- Warn your neighbours when there are baboons
- Keep doors locked and windows closed when baboons are around
- **Use the City's baboon-proof dustbins:** Secure the bin either upright against a wall or pole or lie it down on its side, locked with padlocks.
- **Call 071 588 6540 when you see baboons**



NEVER

- Feed baboons
- Leave pet food outside
- Leave waste unsecured
- Run after the baboons or corner them
- Do not let the children run after them



Bobbejane en jy




ALTYD

- Waarsku jou bure wanneer daar bobbejane is
- Hou deure gesluit en vensters toe wanneer daar bobbejane is
- **Gebruik die Stad se voorgeskrewe bobbejaanbestande vullisdrom:** maak dit regop vas teen 'n muur of 'n paal, of lê dit op die sy neer, al twee kante gesluit met slotte
- **Bel 071 588 6540 wanneer jy 'n bobbejaan sien.**



NOOIT

- Moenie bobbejane kos gee nie
- Moenie troeteldierkos buite los nie
- Moenie afval buite oop laat lê nie
- Moenie agter die bobbejane aanhardloop nie
- Die kinders moenie agter hulle aanhardloop nie



Dear Resident, we live on the urban edge, so:

IF CONFRONTED BY A BABOON


- If you encounter a baboon in your garden or house, stand still and remain calm. Sudden movements make them act defensively
- Back away slowly and do not block their escape point
- Keep pets out of the way
- Baboons dislike being sprayed with a strong stream of water. Have a water pistol in the house and a hose pipe ready in the garden

DO NOT

- Never try to snatch back anything from a baboon – it will fight to hold on to food
- Threaten infants and juveniles, as adults, in particular the alpha male, will protect them with aggression if necessary

BINS AND BABOONS – YOUR OPTIONS

- Secure both latches with padlocks or clips at all times
- Secure your bin lid with strap, rope or chain
- Knock a pole in the ground and attach your bin to the pole. The bin must be raised off the ground
- Store your bin in the garage or in a caged area
- Lie the bin on its side - locked



Geagte Inwoner, ons woon op die grens van die Natuureservaat, dus:

WANNEER 'N BOBBEJAAN JOU KONFRONTEER

- Wanneer 'n bobbejaan in jou huis of tuin kom, staan stil en bly kalm. Skielike bewegings kan hulle verdedigend laat optree
- Beweeg stadig weg en MOENIE hulle uitgang blokkeer nie
- Hou troeteldiere uit die pad
- Spuit hom met 'n sterk straal water. Hou 'n sterk waterpistool in die huis of die tuinslang gereed in die tuin

MOENIE

- Moet nooit iets probeer terugryp nie – dit sal wel die sak weer laat los
- Moenie jong en klein bobbejane bedreig nie. Die volwasse bobbejane sal hul wil verdedig en jy mag seerkry

VULLISDROMME EN BOBBEJANE – JOU KEUSES

- Hou altwee knippe gesluit met slotte ten alle tye
- Heg die drom se lid met tou, 'n band of 'n ketting vas
- Slaan 'n paal in die grond en hang jou drom daaraan op – dit moet in die lug hang
- Sluit jou drom in die motorhuis toe of in 'n hok of buitekamer
- Laat die drom op sy sy lê – altwee knippe gesluit met slotte