



Photo: Richard Voges

# Human Wildlife Solutions

## Overstrand Monthly Report

March 2020

**TABLE OF CONTENTS:**

**1 INTRODUCTION ..... 3**

**2 VOËLKLIP TROOP ..... 3**

**In Town Statistics ..... 3**

**Incidents that Affected management ..... 4**

**2.1.1 Hermanus Heights & Golf Course ..... 4**

**2.1.2 Voëlkliip & Fernkloof ..... 4**

**Births and Deaths ..... 5**

**Recommendations ..... 5**

**3 PRINGLE BAY TROOP ..... 6**

**In Town Statistics ..... 6**

**Incidents that Affected management ..... 7**

**Births and Deaths ..... 7**

**Recommendations ..... 8**

**4 GENERAL COMMENTS ..... 8**

**Population Characteristics ..... 8**

**Hotline Data ..... 9**

**Percentage Time Out of Town ..... 11**

**5 CONCLUSION ..... 11**

## 1 INTRODUCTION

This monthly report covers the period from 1 to 31 March 2020. Management of the Voëlklip Troop in Hermanus and the Pringle Bay Troop are discussed. During this month the use of Virtual Fence continued as the primary method of managing the Voëlklip Troop, but paintball markers still continued to be used for backup. Management of the Pringle Bay Troop continued through the use of paintball markers only.

The Vogelgat Troop has continued to raid in the eastern avenues of Hermanus. HWS is currently not mandated to manage this troop, which seems to be moving further into town, as the Voëlklip Troop retreats further from town. HWS responds to hotline calls for the Vogelgat Troop when the Voëlklip Troop is not within the urban environment, or when all staff are not fully occupied keeping the Voëlklip Troop out of town.

The Pringle Bay Troop spent 94.9% of their time in town this month. The troop predominantly slept at the Professor Sleep Site, which is on the edge of town, making the urban environment easily accessible to the baboons, especially before and after the rangers are on duty. In addition, the Hangklip Troop moved into the southern range of the Pringle Bay Troop, causing the Pringle Bay Troop to move into town more frequently. At present the Hangklip Troop, which is much larger than the Pringle Bay Troop, is not a managed troop and has probably extended its range north because of roadworks south of Hangklip.

## 2 VOËLKLIP TROOP

### IN TOWN STATISTICS

- During March, the troop spent 97.5% of its time out of town, a slight increase from the 96.9% time out of town for the past three months.
- Time out of town for individuals decreased from 94.5% in February to 90.6% in March.
- The troop predominantly slept at the 10<sup>th</sup> Avenue Kloof (nine nights), Three Dams (seven nights), Green Kloof, Platteklip and Big Titanic (three nights each) sleep sites. On 15<sup>th</sup> March, the troop spent one night at the Golf Course. On the remaining five nights the troop continued to sleep out of town at a variety of sleepsites (see Figure 2 for details).
- During March, the Voëlklip Troop entered the urban area on eight occasions. On five occasions, the troop entered Voëlklip suburb, on two occasions it entered the Fernkloof suburb and on one occasion it entered Hermanus Heights.



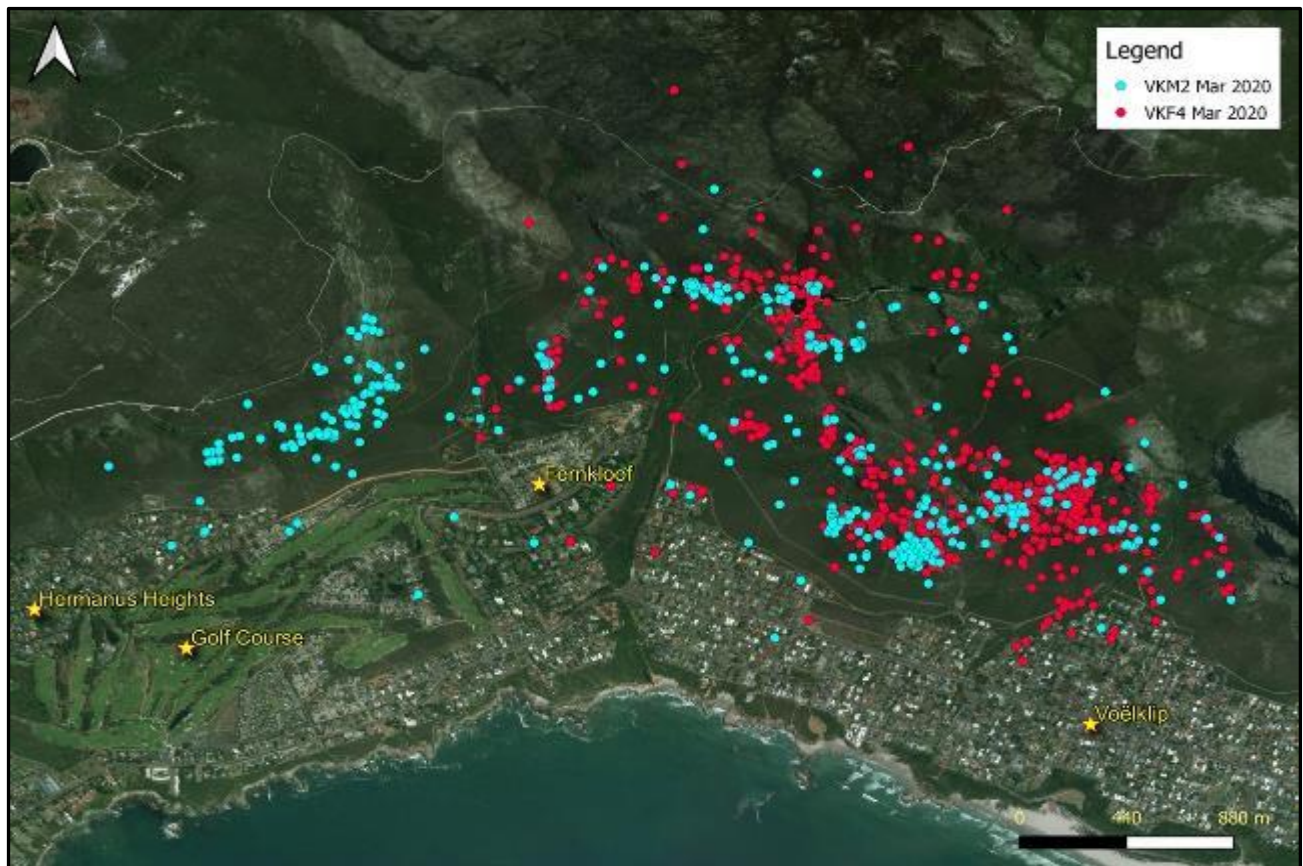
## INCIDENTS THAT AFFECTED MANAGEMENT

### 2.1.1 HERMANUS HEIGHTS & GOLF COURSE

- Individuals entered the Golf Course on five occasions during this month, while the troop slept on the Golf Course on the 15<sup>th</sup> March.
- Bin raids were recorded on one occasion during March.
- Three occupied house raids were recorded in Fernkloof Drive and Walker Bay Crescent.

### 2.1.2 VOËLKLIP & FERNKLOOF

- Bin raids were recorded on five occasions during March.
- Nine occupied house raids were recorded during March. These raids took place in 2<sup>nd</sup>, 3<sup>rd</sup>, 6<sup>th</sup>, 8<sup>th</sup> and 9<sup>th</sup> Street in Voëlkliip.
- Many of the properties in Fernkloof are very large, having big gardens with tall trees and are inaccessible to the rangers. This makes it difficult for the rangers to push baboons out of the suburb once they have entered.



**Figure 1:** GPS locations of the Voëlkliip Troop as determined by the GPS collars on VKM2 and VKF4 during March 2020.

- There are a number of fruit trees in the Voëlkliip suburb that are frequently visited by baboons. These fruit trees are located in 2<sup>nd</sup>, 4<sup>th</sup>, 6<sup>th</sup>, and 7<sup>th</sup> Streets, between Reservoir Road and 4<sup>th</sup> Avenue, and in 6<sup>th</sup> and 7<sup>th</sup> Streets, near 10<sup>th</sup> Avenue.

HWS: TROOP MONTHLY REPORT																																			
SECTOR		CLASSES OF BEHAVIOUR																																	
OVERSTRAND		1	2	3	4	5	6	7	8	9	10	11	12	13	14	15	16	17	18	19	20	21	22	23	24	25	26	27	28	29	30	31	TOTAL		
BABOON TROOP:	VOËLKLIIP	In urban area				Attacking pets				Threatening behaviour/ attacking/ stealing food																									
MONTH: MARCH	YEAR: 2020	Raid bins				Raid unoccupied house or vehicle				Breaking & Entering/Damaging property																									
		Non malicious damage				Raid occupied house or vehicle				Nocturnal Raiding																									
Troop							1									1																		1	8
VKM2 ALPHA	M	1	1		1	1				1	1			1				1					1											1	10
VKF4 YELLOW TAG	F	1			1	1														6				1										1	6
VKF1 GREEN TAG	F																			6															1
UnID Male	M			1		1,2				2	1									6	1,2			1			1					2		1	12
UnID Males	M																1										1								2
UnID Females	F	1,1	1	1	1	1				1,1										1				1,2		1	1	1							13
UnID Female	F	1		1,1	1					1	2			1	6	1				6,6		6,6	6					1							15
UnID Individuals											6													1								2	1	4	
UnID Juvs						1	1	1	1	1	1			1			1,1			6,1		1	1,6		1		1							15	
		TIME SPENT IN TOWN (Minutes)																													HRS				
Troop	2,5						20									70	38							60		52		55		150		137		9,70	
Individuals	9,4	144	32	134	197	67	55	140	68	78		10	57	22		176	22		193	67	80	57	83	19	38	139	5	115	50	22	92		36,03		
Roost:	AM	7	12	14	11	6	8	9	12	6	4	3	3	3	4	4	1	6	6	7	14	14	14	14	16	14	14	9	13	6	14	14			
Roost:	PM	12	14	11	6	8	9	12	6	4	3	3	3	4	4	1	6	6	7	14	14	14	14	16	14	14	9	14	6	14	15	12			
Roost Sites		1 Golf Course				2 Hermanus Heights				3 Green Kloof				4 Platte Klip				5 Adder Ladder																	
		6 Lower Dam				7 Middle Dam				8 Upper Dam				9 Dragon's Back				10 Droë Kloof																	
		11 Blaaië Kloof				12 Big Titanic/Cave				13 Small Titanic				14 10th Ave Kloof				15 11th Ave Kloof																	
		16 A-Shape				17 Bos Klip				18				19				20																	
		21				22				23				24				25																	
		26				27				28																									
ID Features of Baboons																																			
General remarks																																			

Figure 2: The Voëlkliip Troop raid sheet for March 2020.

**BIRTHS AND DEATHS**

- One birth was recorded in the Voëlkliip Troop on 5 March 2020.

**RECOMMENDATIONS**

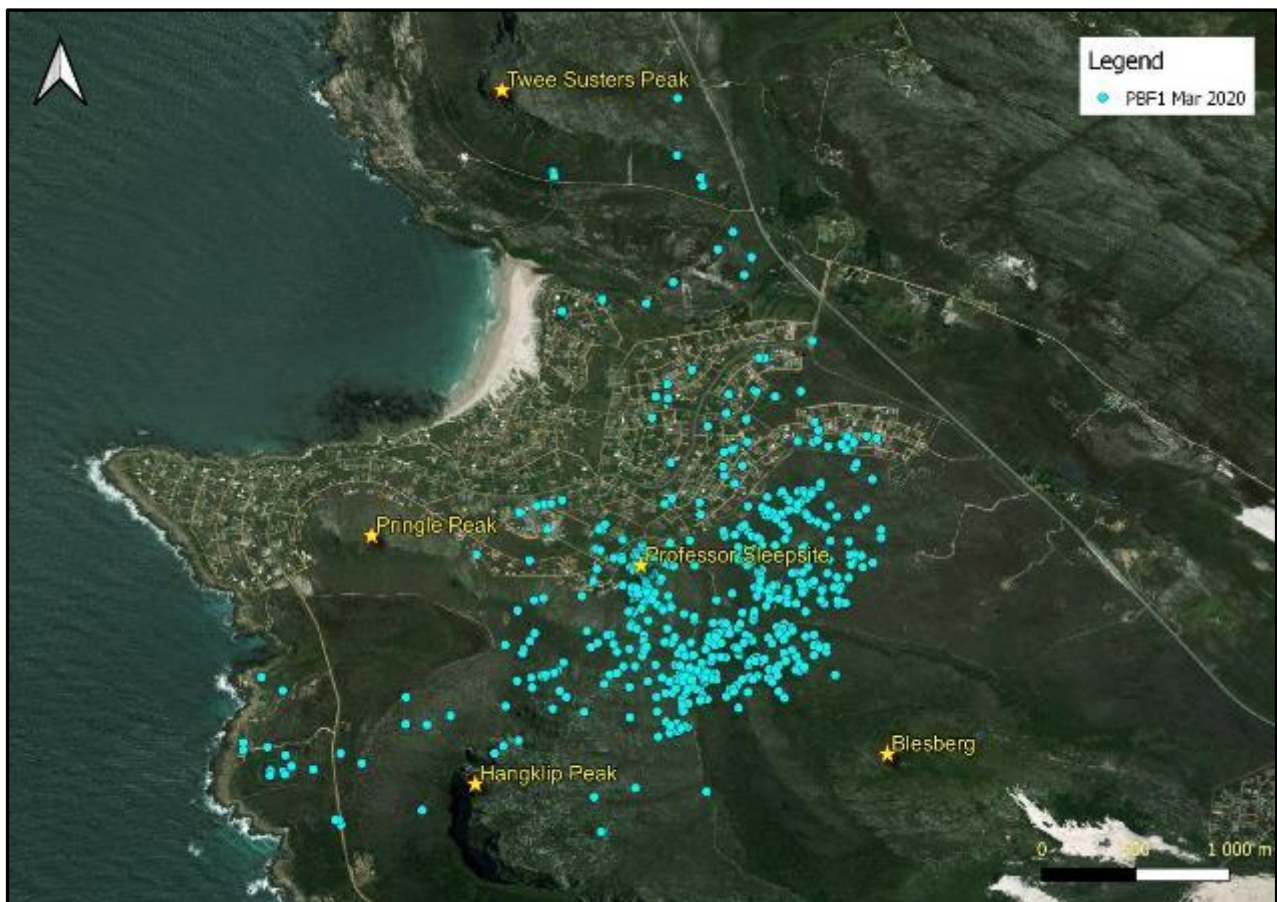
- Waste and recycling collection should be prioritised** to take place in the early mornings in suburbs affected by baboons. This will reduce the attractant value of the waste to baboons. This is especially important for the area north of the Main Road in Voëlkliip suburb which is close to the mountainside. Here waste is currently collected at around midday.
- All bins used in baboon-affected areas should be **baboon-proof and locked**.
- Refuse bags** should not be left lying open on the sidewalk, easily available to baboons.
- Ripening **fruit on fruit trees** in baboon-affected areas should be harvested to remove this attractant for baboons.
- Open vegetable gardens** should be baboon-proofed. Baboon-proofing of all domestic vegetable gardens in baboon-affected areas will reduce baboon incursions into the suburbs.

- There are many **tall pine and bluegum trees** on the Hermanus Golf Course that provide ideal sleep sites for baboons, particularly in winter. If many of these trees (particularly pines) could be removed it would greatly reduce the baboons' incentive to sleep in town.
- Many house owners leave their **doors and windows open** by day and do not have burglar bars. Residents should be made aware that easy access to food attracts baboons into the area. Residents should install baboon-proof burglar bars where possible.

### 3 PRINGLE BAY TROOP

#### IN TOWN STATISTICS

- The Pringle Bay Troop spent 94.9% of its time out of town in March.
- Time out of town for individuals in March was 95%.
- The troop only used its southern sleep sites in March, spending 28 nights at Professor, two nights at Lemoenkop and one night at Hangklip Peak Sleep Sites.
- The troop entered town on 19 occasions during March.



**Figure 3:** GPS locations of the Pringle Bay Troop as determined by the GPS collar on PBF1 (adult female) during March 2020. PBF1's collar takes GPS readings every hour during daylight hours.

## INCIDENTS THAT AFFECTED MANAGEMENT

- One unoccupied house raid and one occupied house raid were recorded in Pringle Bay during March. During both raids, the baboons gained entry to the house through an open door or open window.
- The troop raided bins on one occasion this month.
- The troop predominantly used its Professor Sleep Site in March, which is on the edge of town. The troop would often enter town before the rangers arrived or after they had left at the end of the day.
- During March, the Hangklip Troop moved north into the home range of the Pringle Bay Troop on a few occasions. This had the effect of pushing the Pringle Bay Troop, which is a much smaller troop into town. The Pringle Bay Troop seemed reluctant to forage north of town, although they have done so for long periods in the past.

HWS: TROOP MONTHLY REPORT																																	
SECTOR		CLASSES OF BEHAVIOUR																															
OVERSTRAND		1	2	3	4	5	6	7	8	9	10	11	12	13	14	15	16	17	18	19	20	21	22	23	24	25	26	27	28	29	30	31	TOTAL
BABOON TROOP:	PRINGLE BAY	1	2	3	4	5	6	7	8	9	10	11	12	13	14	15	16	17	18	19	20	21	22	23	24	25	26	27	28	29	30	31	TOTAL
MONTH: MARCH	YEAR: 2020	1	2	3	4	5	6	7	8	9	10	11	12	13	14	15	16	17	18	19	20	21	22	23	24	25	26	27	28	29	30	31	TOTAL
Troop		1,1			1	1		1	1,1,1,1,1,1	1	1		1			1	1		1		1												19
PBM1																										6	1		1				3
PBF1	F						1		1												1		2	1,1		1			1			1	9
PBF2	F																				1					1			1				3
UnID Male	M																																0
UnID Males	M																																0
UnID Females	F				1									1																	1	3	
UnID Female	F		5																				2			6	1		1			5	
UnID Individuals									1											1		1			1					1		5	
UnID Juveniles														1									2							1		3	
	%	TIME SPENT IN TOWN (Minutes)																													HRS		
Troop	5,1	100			60	60		90	200	127	20	70		90			60	180		50		35								35		19,62	
Individuals	5,0		20		120		30		60					23						60	35	45	44	45	33	60	125	129	50	184	55	30	19,13
Roost:	AM	1	1	1	1	3	1	1	1	1	1	1	2	3	1	1	1	1	1	1	1	1	1	1	1	1	1	1	1	1	1	1	
Roost:	PM	1	1	1	3	1	1	1	1	1	1	2	3	1	1	1	1	1	1	1	1	1	1	1	1	1	1	1	1	1	1	1	
Roost Sites		1 Professor				2 Hangklip				3 Lemoenkop				4 Pringle Peak				5 Twee Susters															
		6				7				8				9				10															
ID Features of Baboons		PBF2 has a crooked tail																															
General remarks																																	

Figure 4: The Pringle Bay Troop raid sheet for March 2020.

## BIRTHS AND DEATHS

- One birth was recorded in the Pringle Bay Troop during March 2020.

## RECOMMENDATIONS

- **Waste and recycling collection should be prioritised** to take place in the early morning in Pringle Bay. This will reduce the attractant value and accessibility of the waste to baboons.
- All bins should be **baboon-proof and locked**.
- **Refuse bags** should not be left lying on the sidewalk where they easily available to baboons.
- The **waste collection point (bin cage)** at the entrance to Pringle Bay should be sufficiently secured/enclosed to prevent baboons and other wildlife gaining access to the waste. This should be collected by solid waste regularly to prevent the waste becoming unmanageable, particularly during the holiday season and long weekends. Waste should not be left outside this collection point (bin cage), because it is a major attractant to baboons.
- Residents should ensure all **windows and doors are closed** when baboons are in the Pringle Bay urban area. Residents should install baboon-proof burglar bars where possible.

## 4 GENERAL COMMENTS

### POPULATION CHARACTERISTICS

There was one birth in the Voëklip Troop during March, thus taking the troop's size to 28 individuals. The size of the Pringle Bay Troop also increased, with one birth being recorded during March, taking the troop total to 16. The compositions of the two managed troops can be seen in the Table 1 below.

TROOP	OCTOBER 2019 COUNT	MARCH 2020			Total observed Births (1 October 2019 to 30 June 2020)	Total observed Deaths (1 October 2019 to 30 June 2020)	Total Migrations (1 October 2019 to 30 June 2020)	TOTAL POPULATION Per Monthly Reports
		Births	Deaths	Emigration / Immigration				
Voëklip	29	1	0	0	4	5	0	28
Pringle Bay	16	1	0	0	1	1	0	16
<b>TOTAL</b>	<b>45</b>	<b>2</b>	<b>0</b>	<b>0</b>	<b>5</b>	<b>6</b>	<b>0</b>	<b>44</b>

**Table 1:** Population data for the two managed troops in the Overstrand in March 2020. Emigration/Immigration figures show animal movements between troops and are accommodated in the troop population totals.

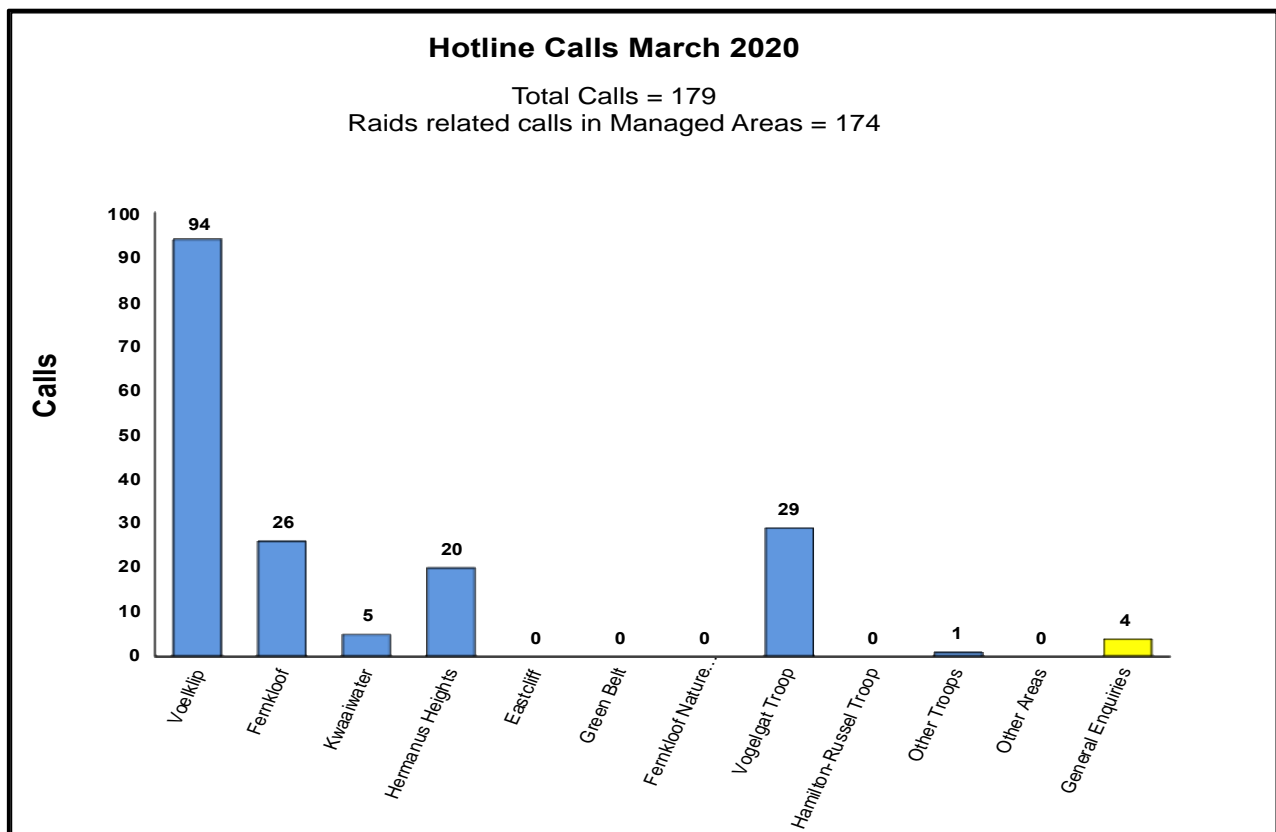


Deaths	Current Contract 2019/20	MAR 2020	TOTAL (since October 2019)
Management	3	0	3
Human Induced (HID)	1		1
<i>Direct **</i>	1		1
<i>Indirect ***</i>			0
Natural	2		2
Unknown			0
<b>TOTAL DEATHS</b>	<b>6</b>	<b>0</b>	<b>6</b>

**Table 2:** Causes of baboon deaths since October 2019; \*\*Deaths caused directly by humans, such as motor vehicle accidents, shooting, poisoning and dogs. \*\*\*Deaths caused indirectly by humans such as electrocutions and fire.

### HOTLINE DATA

During March 2020, there was a total of 179 hotline calls, 174 of which were raid-related calls received from managed troops. This is a slight decrease from 183 raid-related calls in February and 213 calls received in January. Hotline calls are for the Hermanus area only, because the Pringle Bay residents operate using another system of reporting raids. The vast majority of calls (94) were from the Voëlklip suburb, followed by 26 calls from Fernkloof, 20 from Hermanus Heights and five from Kwaiiwater.




**Figure 5:** Hotline calls in baboon affected areas of Hermanus for March 2020. Raid-related hotline calls are calls reporting managed baboons in urban areas. Managed areas are those areas in which managed baboon troops raid. Other Areas, represent those areas beyond the urban edge or the range of managed baboons.

The calls which reported raids by the Vogelgat Troop have almost halved, from 50 calls in February, to 29 calls in March. These calls all reported the Vogelgat Troop in the eastern side of the Voëlklip suburb. The reason for this is not known, but may relate to the presence of leopard moving in and out of the Vogelgat reserve. A leopard was observed by camera trap in the kloof just above the R44 during February.

One call was received for a troop raiding in Onrus and this is recorded under 'Other Troops' in Figure 5 below. There were no hotline reports for the Hamilton-Russel Troop during March. This troop was previously reported on the mountainside just above Hermanus Heights on two occasions during January, and four occasions in December. It was also spotted on top of the mountain north of the Three Dams during February.

HWS is not currently mandated by the Overstrand Municipality to manage these three troops (Vogelgat, Hamilton-Russel and Onrus Troops).



**Figure 6:** Composition of raid-related hotline calls during March 2020. Note this graph represents the composition of hotline calls, not the composition of raids by baboons.

During March, 87% (152 calls) of all raid-related calls were simply reporting baboons in the urban area. Occupied house raids, accounted for 9% (15 calls) of raid-related calls, and bin raids accounted for 3% (5 calls) of all raid-related calls. It is evident from these data that 90% of raid-related hotline calls were either reporting baboons in the urban area, or baboons raiding bins. The occupied house raids (9%) may seem disproportionately high compared to bin raids (3%), but one must bear in mind, that because of the nature

of the raid, occupied house raids are mostly reported, whereas bin raids will be less noticed and less likely to be reported.

## **PERCENTAGE TIME OUT OF TOWN**

During March 2020, the average time out of town for the troops was 96.2% and 92.8% for individuals. Individual time in town is only counted if individuals or small groups of baboons enter the urban area alone. These data are counted separately from when the whole troop enters the urban area.

PERCENTAGE TIME OUT OF TOWN	TROOP	INDIVIDUAL
Voëklip Troop	97,5	90,6
Pringle Bay Troop	94,9	95
Average Percentage Time Out of Town	96,2	92,8

**Table 3:** Percentage time the Voëklip and Pringle Bay troops and individuals spent out of town during March 2020.

## **5 CONCLUSION**

During March, it was again noticeable that the baboons, were pushing harder to be in the urban environment, as is often seen in the summer months. Individuals of the Voëklip Troop, spent over 36 hours in town, compared to 22 hours last month. The majority of the raid-related incidents recorded were for unidentified females and an unidentified male within the troop.

Residents continued to leave doors and windows of houses open, providing ideal opportunities for individuals to raid. Additionally, there were still many fruiting trees and open vegetable gardens, which attracted baboons to town, especially as high value natural food is less available at this time of year. In this regard, it is pleasing to note that the Voëklip Troop's average time out of town was 97.5%, which is a slight increase over previous months, despite the season being late summer with less food (fynbos) available in the mountains.

There was a major reduction in the number of hotline calls received for the Vogelgat Troop this month. The reason for this not known although it could easily relate to the movement of leopards in and out of the area. One call was received for the Onrus Troop, on 20 March, reporting a large group of baboons in Berghof Drive. Fortunately there have not been many reports of the Onrus Troop being in town over previous months.

This month the Pringle Bay Troop only used the southern sleep sites closest to town and did not sleep at any of their northern sleep sites. This led to an increased percentage of time in town for the troop and individuals, with the troop entering town on 19 occasions. There also seems to have been a noticeable change in the troop's behaviour this month, with the troop actively pushing much harder to be in town. The troop attempts to enter town on most days, often entering town before the rangers arrive or after the rangers have left at the end of the day. This follows the seasonal trends, with less food availability on the mountain, the baboons push for the urban environment. It is imperative that residents keep food out of site of the baboons and keep doors and windows shut, when baboons are in the area.

Dr Phil Richardson

**HUMAN WILDLIFE SOLUTIONS**