



Photo: Phil Richardson

Human Wildlife Solutions

Monthly Report

June 2020

TABLE OF CONTENTS:

A. INTRODUCTION	3
B. BABOON MANAGEMENT AND RAID REPORTING	4
SOUTH EASTERN REGION – AREA MANAGER: CALFORD ZODZI	4
1. SMITSWINKEL BAY TROOP	4
2. WATERFALL TROOP	5
3. DA GAMA TROOP	7
SOUTH EAST REGIONAL SUMMARY:	9
Births and Deaths	9
Recommendations.....	9
SOUTH WESTERN REGION – AREA MANAGER: BERTUS EBERSOHN	10
1. GROOT OLIFANTSBOS TROOP (GOB)	10
2. THE SLANGKOP TROOP	10
3. THE PLATEAU ROAD TROOP	12
SOUTH WEST REGIONAL SUMMARY:	13
Births and Deaths	13
Recommendations.....	13
NORTHERN REGION – AREA MANAGER: STEPHANUS FERREIRA.....	13
4. TOKAI TROOP	13
5. ZWAANSWYK TROOP	14
6. CONSTANTIA TROOP 1(CT1)	15
7. CONSTANTIA TROOP 2 (CT2)	16
8. MOUNTAIN TROOP	17
NORTH REGIONAL SUMMARY:	17
Births and Deaths	17
Recommendations.....	17
C. COMMUNITY AWARENESS AND EDUCATION.....	18
Community Conservation Officer’s (CCO) Monthly Feedback for June 2020.....	18
D. GENERAL COMMENTS ON ALL BABOON TROOPS	21
1. POPULATION CHARACTERISTICS	21
2. HOTLINE DATA	22
3. PERCENTAGE TIME OUT OF TOWN.....	23
E. CONCLUSION	24

A. INTRODUCTION

This monthly report covers the period from 1 to 30 June 2020. Although June is mid-winter, when the baboon troops normally push their hardest to raid the urban areas, the northern troops remained 100% of their time out of town. Only one entry into the urban area was recorded when an unidentified female entered Zwaanswyk, but she did not raid. The Constantia 1 and Constantia 2 Troops continued to move and sleep together during the first half of the month, but started to move apart following increased conflict between MT14 (alpha male of CT2 Troop) and the CT1 adult males.

In the southern peninsula, three troops (Waterfall, Da Gama and Slangkop) again proved difficult to manage this month, although improved management efforts on the ground did bear fruit. The Waterfall troop showed the most significant improvement with time out of town increasing from 85.9% in May to 99.8% in June. The Da Gama Troop also had a significant improvement from spending only 91.1% time out of town in May to 95.8% time out of town in June. Unfortunately, the Slangkop troop time out of town continued to decline to 72.9% after being 78% in May. Slangkop troop continued to sleep close to town and therefore had relatively easy access into town.

This month the annual detailed ground count of managed baboons was completed by HWS. This has been a two-month process counting all the baboons in each managed troop. The counts were conducted over two months to allow enough time to get accurate counts for each troop. Any births or deaths recorded after the count were accommodated into the end of June final figures. The counts are conducted according to the specifications outlined in the baboon management contract, and follow the City of Cape Town's financial year, from July to June. The results of the annual count are published in a separate report, but are summarized under the population data in Table 2.

B. BABOON MANAGEMENT AND RAID REPORTING

SOUTH EASTERN REGION – AREA MANAGER: CALFORD ZODZI

1. SMITSWINKEL BAY TROOP

In Town Statistics

- The Smitswinkel Bay Troop spent 99.2% of its time out of town in June 2020.
- Individual time out of town was 98.3% this month.
- The Smitswinkel Bay Troop utilised its southern sleep sites for seven nights and the northern sleep sites for 23 nights of the month.

HWS: TROOP MONTHLY REPORT																																
SECTOR		CLASSES OF BEHAVIOUR																														
SOUTH EAST		1	In urban area	4	Attacking pets	7	Threatening behaviour/attack/stealing food																									
BABOON TROOP:	SMITS	2	Raid bins	5	Raid unoccupied house or vehicle	8	Breaking & Entering/Damaging property																									
MONTH: June	YEAR: 2020	3	Non malicious damage	6	Raid occupied house or vehicle	9	Nocturnal Raiding																									
BABOON ID	Sex	1	2	3	4	5	6	7	8	9	10	11	12	13	14	15	16	17	18	19	20	21	22	23	24	25	26	27	28	29	30	TOTAL
SWB6	M		1																		2											2
PR3	M	6	1	6		6,3	6		6,6		6				6						2		6				6				12	
UnID Males	M																														0	
UnID Females	F																														0	
UnID Juveniles																															0	
UnID Individuals																															0	
Troop								1,2	1		1		1		1		1					2									7	
	%	TIME SPENT IN TOWN (Minutes)																													HRS	
Troop	0,8							30	35		10		45		10		10														2,33	
Individuals	1,7		30	90						75		30				30						10		10				25			5,00	
Roost:	AM	7	2	4	6	1	1	4	4	4	5	5	4	4	4	4	5	6	2	4	2	6	6	5	4	6	9	4	9	6	4	
Roost:	PM	2	4	6	1	1	4	4	4	5	5	4	4	4	4	5	6	2	4	2	6	6	5	4	6	9	4	9	6	4	5	
Roost Sites		1	Smits Caves	2	Partridge Point	3	Bluegums	4	Millers Point	5	Rocklands Farm																					
		6	Castle Rock	7	SANParks	8	Other/Unknown	9	Murdoch Valley Cliffs	10																						
ID Features of Baboons																																
General remarks		<i>Black, bold and italics text indicates raids at SANParks. Red Italics and bold indicate raids on the farms or Smitswinkel.</i>																														

Figure 1: The Smitswinkel Bay Troop's raid sheet for June 2020.

Incidents that affected management

Black Marlin Restaurant

- The Black Marlin Restaurant was not visited by baboons this month as there was no activity because of Covid-19 lockdown.

Millers Point Boat Club

- The troop visited the braai area at the Millers Point Boat Club on two occasions this month, on one occasion (21 June) they raided the bins.

Smitswinkel Bay

- The troop moved into Smitswinkel Bay on one occasion this month, however they did not get to the houses as they were blocked on the firebreak.

Farms

- A farm along Plateau Road was visited once by the troop during June.
- PR3 went to on a farm on Plateau Road on two occasions. He raided a fowl run and an occupied house on the 5th of June. He broke a burglar bar to gain access into the house.

SWB6

- SWB6 visited the braai area at Millers Point on two occasions this month. On one occasion he was accompanied by a juvenile, and on the other occasion by PR3 when they raided two bins.
- SWB6, together with a juvenile raided a house in Fern Road, Murdoch Valley and took bread rolls.

PR3

- PR3 raided occupied houses on ten occasions this month, seven of these were in Murdock Valley's Afrikaner Road while the other three were on Duncan's Farm and Rocklands Farm.

Births and Deaths

- An injured juvenile baboon was identified on the 17th June after a baboon-on-baboon altercation with PR3. The extent of its injuries after the altercation with PR3 included damage to the femoral nerve which was cut through on the left side leg and also damage to the anal cavity. The juvenile was not immediately captured due to bad weather conditions and interference by SWB6. The juvenile was captured on the 19th of June and taken to a veterinarian where a decision was made to euthanize it on the same day for humane reasons.
- There were no births, and one death reported in the Smitswinkel Bay Troop during June 2020.

2. WATERFALL TROOP**In Town Statistics**

- The Waterfall Troop spent 99.8% of its time out of the urban area during June.
- Individuals time out of town was 96% this month.
- There was a total of 67 raids this month. Raids on South African Navy properties constituted 44% of raids (30 raids), while 55% (37 raids) occurred in the urban area.
- The Waterfall Troop predominantly slept on the Admiral Footpath Sleep Site (18 nights), inside the South African Naval Armament Depot (SANAD) facility (six nights), on the mountain behind SANAD (four nights) and two nights on the Quarry sleep site.

HWS: TROOP MONTHLY REPORT																																	
SECTOR		CLASSES OF BEHAVIOUR																															
SOUTH EAST		1	In urban area	4	Attacking Pets	7	Threatening behaviour/attack/stealing food																										
BABOON TROOP:	WATERFALL	2	Raid bins	5	Raid unoccupied house or vehicle	8	Breaking & Entering/Damaging property																										
MONTH: June	YEAR: 2020	3	Non malicious damage	6	Raid occupied house or vehicle	9	Nocturnal Raiding																										
BABOON ID	Sex	1	2	3	4	5	6	7	8	9	10	11	12	13	14	15	16	17	18	19	20	21	22	23	24	25	26	27	28	29	30	TOTAL	
WF7	M								2									1								1,6	2				6	6	
UnID Males	M		1	2						2	1	1			1			2,2		2					3		2,1		2			13	
UnID Females	F		1						2	2	2			2	2	5,2		2								2	2		2			2,5	14
UnID Juveniles			1						2	1	2			2	2			2							5	2	2,1		2			2,5	14
UnID Individuals																5,2														2		3	
Troop		2,5	2,6		2				1		2	2		1		1			2						1	2		2,5	2,5			17	
		TIME SPENT IN TOWN (Minutes)																												HRS			
Troop	0,2								10			20		10																		0,67	
Individuals	4,0		5	30					80		50	90		30	66			60								40	100	60		90	10	11,85	
Roost:	AM	4	4	4	4	10	10	10	10	4	4	4	4	15	4	4	4	15	4	10	10	10	10	10	10	4	4	4	4	4	4		
Roost:	PM	4	4	4	10	10	10	10	4	4	4	4	15	4	4	4	15	4	10	10	10	10	10	10	10	4	4	4	4	4	4		
Roost Sites	1	Waterfall Cliff				2	Happy Valley Mtn				3	Signal School				4	Admiral Footpath				5	Red Hill											
	6	Mountain CoGHN				7	Gate 3 - Plateau Road				8	Shamballah Pines				9	North Peak				10	SANAD											
	11	Bungalow				12	Murdock Valley Cliffs				13	Rocklands Valley				14	Other				15	Quarry											
ID Features of Baboons																																	
General remarks		Red, Bold and <i>Italics</i> indicates raiding inside the South African Naval Ammunition Depot (SANAD) and Signal School. Black, <i>Italics</i> indicates raiding on farms.																															

Figure 2: The Waterfall Troop’s raid sheet for June 2020.

Incidents that affected management

The South African Navy: Simon’s Town

- There were 14 troop raids this month on the navy facilities.
- Rooms on naval facilities Cliff were raided on nine occasions as most of the windows are always open.

Naval Dockyard

- Poor waste management at the dockyard naval facility in Simon’s Town continued to attract the baboons this month.
- Bins at the dockyard were raided on at least two occasions this month.

Births and Deaths

- There were no births or deaths in the Waterfall Troop during June 2020.

3. DA GAMA TROOP

In Town Statistics

- Time out of town for the Da Gama Troop was 95.8% in June, compared to 91.1% in May 2020.
- For individuals, time out of the urban area increased from 76.4% in May to 83.4% in June.
- The troop spent three nights out of town during this month, utilising Blackhill and some cliffs above Compass Bakery Sleep Sites. For the remainder of the month (27 nights), the troop mainly utilised the Dagleish Pine Trees near the Da Gama Park naval flats, Outspan pines near Welcome Glen and the 2nd Avenue sleep sites.

Incidents that affected management

DG14 (adult male)

- On 21 June DG14 broke into an unoccupied house on 14th Avenue in Da Gama Park. He and four juveniles went inside to raid.
- On 25 June DG14, together with an unidentified female, entered a unoccupied house in Glenhurst Road, Welcome Glen, through a window which was slightly open.

Welcome Glen

- DG19 (a sub-adult male) raided an occupied house in Gleneagle Road on 4 June through the door. He again raided an occupied house in Glenoak on 25 June. DG19 also raided an unoccupied house on the 15 June in Glenoak.
- An unidentified female raided a bin in Glenhurst Road, Welcome Glen.
- Two unidentified females raided a house on Glenoak, Welcome Glen on 10 June.
- An unidentified individual raided a house on Gleneagle Road on the 12th.
- On 15 June an unidentified juvenile raided a house in Glenoak as well as a bin on the same street.
- Fruit trees at a property in Glenoak Road continued to attract baboons into the area, drawing them into town on at least two occasions this month.

Da Gama Park

- DG19 raided a bin on 7th avenue, Da Gama Park and raided another bin on 14th avenue together with an unidentified female on 1 June. On a different occasion DG19, together with three unidentified females, raided multiple bins on the corner of 4th Avenue and Da Gama Road.
- Eighteen bin raids occurred in Da Gama Park this month. These occurred in Da Gama Road, 2nd Avenue, 12th Avenue, 13th Avenue and in 14th Avenue. Fourteenth Avenue is becoming a habitual raiding location, and three bins were raided here.
- An unidentified female raided an unoccupied house on 2nd Avenue, forcing open a slightly ajar window and obtaining food from the kitchen.

- An unidentified female raided a bin at 1st Avenue.
- Two unidentified juveniles raided an unoccupied house on 14th avenue after gaining entry through the window.
- Unidentified individuals raided six bins along 12th and 14th avenues after the refuse was collected late on 21 June.

Other

- An unidentified female raided a bin at the Rotary camp bus stop, Glencairn.
- DGF1 and multiple unidentified individuals raided a bin at the Sports complex, opposite the Welcome Glen.

HWS: TROOP MONTHLY REPORT																																	
SECTOR		CLASSES OF BEHAVIOUR																															
SOUTH EAST		1	2	3	4	5	6	7	8	9	10	11	12	13	14	15	16	17	18	19	20	21	22	23	24	25	26	27	28	29	30	TOTAL	
BABOON TROOP:		DA GAMA		1 In urban area		4 Attacking pets		7 Threatening behaviour/ attacking/ stealing food																									
MONTH: June		YEAR: 2020		2 Raid bins		5 Raid unoccupied house or vehicle		8 Breaking & Entering/Damaging property																									
				3 Non malicious damage		6 Raid occupied house or vehicle		9 Nocturnal Raiding																									
Troop		1	1	1	1	1	1	1	1	1	1	1	1	1	1	1	1	1	1	1	1	1	1	1	1	1	1	1	1	1	13		
DG14 (O-G)	M	1,1	1			1		1					1	1			1	1			1	1,3	1		2	6				1	15		
DG19	M	2,2	1	6		1	9						1		5					1	1	2			6			1		13			
DGF1	F	1		1						2							1														4		
DGF2	F																														0		
DGF4	F																														0		
DGF6 (P-Y)	F		1												1																2		
DGF7 (G-G)	F	1		1		1							1	2									1								6		
UnID Females	F		1	1									1	1		1	1			1	1	1,1		2	1				1	12			
UnID Female	F	2		1			9			2	1							2		2		1		6				1		10			
UnID Individuals		1	1			1	1	1,2		2,6				1		1				1		1,6	6	1					1	16			
UnID Juvs		5											1	1						2,1		1,5	1						1	9			
		TIME SPENT IN TOWN (Minutes)																												HRS			
Troop	%	4,2	45	30		40		149	25	41		105	15		5	75		78	125	123	75	90	140	20	190	140	168	137	4	10			12,40
Individuals		16,6	155	45	190	190		165	82		120	65	75		75																	49,55	
Roost:	AM	2	2	3	2	25	7	2	3	2	25	3	2	2	2	3	3,0	3,2	2	2	7	2	2	2	3	2	7	2	6	3	2		
Roost:	PM	2	3	2	25	7	2	3	2	25	3	2	2	2	3	3,2	2	2	7	2	2	2	3	2	7	2	6	3	2	2			
Roost Sites		1 Flats		2 Pines - Flats		3 Pines - Da Gama		4 Pines - WG		5 Sport Fields Stables																							
		6 Compass Bakery Cliffs		7 Pines - Outspan		8 Jacks Shop		9 Elsie's Peak		10 Rotary Camp																							
		11 Witsand		12 Slangkop		13 Platkop		14 Rasta Camp		15 Ocean View																							
		16 KL sleep site		17 Maylands		18 Elsie's River Valley		19 Red Hill / Windford		20 Grootkop																							
		21 16th Avenue, DG		22 Lewis Gay Dam		23 Pinehaven		24 Kleinplaas Dam		25 Blackhill																							
		26 Blue Gums, Waterworks		27 Solole		28 Other																											
ID Features of Baboons																																	
General remarks																																	

Figure 3: The Da Gama Troop’s raid sheet for June 2020.

Injuries

- An unidentified female with impaired vision was reported on 28 June, she was monitored closely and she has since shown significant improvement.
- An unidentified female is undergoing hair loss on the shoulder blade region of her upper left flank and will be monitored.

Births and Deaths

- There was one birth and no deaths in the Da Gama Troop during June 2020

SOUTH EAST REGIONAL SUMMARY:

Births and Deaths

There was one birth and one death in the South East region during June.

Recommendations

- **Visible fruit on fruit trees** in baboon-affected areas **should be harvested** so as not to attract baboons.
- **Open vegetable gardens** should be baboon proofed. Baboon-proofing of all domestic vegetable gardens in baboon-affected areas will reduce baboon incursions into the suburbs.
- **New baboon-proof bins** are required for many properties in Da Gama and Welcome Glen.
- **Waste and recycling collection should be prioritised** to occur in the early morning to prevent this waste from being an attractant to baboons throughout the day. This is most important for Dagleish and Van der Graaf Avenues, Da Gama Park.
- The **use of clear recycling bags** in baboon-affected areas should be re-evaluated as this remains an attractant for baboons.
- The installation of baboon-proof bins at the **West Yard, South African Navy docks** would assist in preventing baboon raids. Baboon-proofing at **the West Yard** cafeteria is recommended.
- Raids at **Waterfall Barracks** and **Happy Valley Home** would be considerably reduced if residents **closed doors and windows** when they left their rooms.
- **Garden waste and household refuse dumped** in the vicinity of the Da Gama Park stream and along the streets in Da Gama Park, should be removed. This waste acts as an attractant for the baboons in town, as well as hindering the effectiveness of the rangers to track the movements of the baboons.
- **Poor waste management at the South African Naval Armament Depot (SANAD) and the Waterfall Barracks** needs to be addressed to reduce the number of incidents occurring.
- **Dumping** of waste by residents, as well as **food and litter** from contractors on site, in the open area adjacent to the Da Gama Park Convenience Store, should be removed from the area.
- A baboon-proofing solution is still required for the **'What's Your Flava' café** in Simon's Town to prevent baboons from raiding the shop.

SOUTH WESTERN REGION – AREA MANAGER: BERTUS EBERSOHN

1. GROOT OLIFANTSBOS TROOP (GOB)

In Town Statistics

- The GOB Troop spent the majority of the month within the Cape of Good Hope (CoGH) section of the Table Mountain National Park (TMNP).
- The troop roosted within the boundaries of the CoGH for 20 nights, at Wildschutsbrand for eight nights and at Perdekloof for two nights.

Incidents that affected management

- It could not be confirmed if the GOB troop has a new alpha male during June. A subadult male was seen moving with them. Due to this, the troop had been seen scattered on a few occasions.

Sleep Site Usage

- The GOB Troop was still utilizing sleepsites outside of the reserve during June. This is a seasonal trend observed in the winter months.

Births and Deaths

- No births or deaths were recorded for the GOB Troop during June 2020.

2. THE SLANGKOP TROOP

In Town Statistics

- The troop spent 72,9% of its time out of the urban area.
- Individuals time out of town was 96,7% this month.
- The troop slept on the Slangkop Cliffs 1 Sleep Site for the majority of the month (19 nights), the Slangkop Cliffs 2 Sleep Site for nine nights and in the suburb of Kommetjie for one night.
- The troop also roosted apart for one night on 9 June. SK10 and the majority of the troop roosted at the Slangkop Cliffs 2 Sleep Site whilst SK11 and the smaller part of the troop roosted at the Slangkop Cliffs 1 Sleep Site.

HWS: TROOP MONTHLY REPORT																																
SECTOR		CLASSES OF BEHAVIOUR																														
SOUTH WEST		1	In urban area	4	Attacking pets	7	Threatening behaviour/attack/stealing food																									
BABOON TROOP:	Slangkop	2	Raid bins	5	Raid unoccupied house or vehicle	8	Breaking & Entering/Damaging property																									
MONTH: JUNE	YEAR: 2020	3	Non malicious damage	6	Raid occupied house or vehicle	9	Nocturnal Raiding																									
BABOON ID	Sex	1	2	3	4	5	6	7	8	9	10	11	12	13	14	15	16	17	18	19	20	21	22	23	24	25	26	27	28	29	30	TOTAL
SK10	M																					2,6				2		6			4	
SK11	M							1			1			1	1						1		1		2			2			8	
UnID Males	M					2		1	2												6	6									5	
UnID Females	F					2		1	2					1							1	1,2,6,6			2,2						11	
UnID Juveniles																						2,2,6			2,2	2					6	
UnID Individuals											1			1															2		3	
Troop		1	1			1		1	1		1	1	1	1	1					1	1	1	1	1	1	1	1	1	1	1	21	
		TIME SPENT IN TOWN (Minutes)																												HRS		
Troop	27,1	200	125			327	135	225		180	270	260	258	155					215	275	120	375	165		185	210	435	140	325	260	80,67	
Individuals	3,3							190			255			61	40					15		33									9,90	
Roost:	AM	7	6	6	7	7	6	7	6	6	6,7	6	6	6	7	6	7	7	7	6	6	6	6	6	7	6	6	6	5	7		
Roost:	PM	6	6	7	7	6	7	6	6	7	6	6	6	6	7	7	7	6	6	6	6	6	6	6	7	6	6	6	5	7	6	
Roost Sites		1 Slangkop					2 Ocean View					3 Compass Bakery					4 Witsand					5 Other										
		6 Slangkop 1					7 Slangkop 2					8 Slangkop 3																				
ID Features of Baboons																																
General remarks		<i>Red, bold and italics text indicates raids at Rogers Farm and the City waste disposal site.</i>																														

Figure 4: The Slangkop Troop’s raid sheet for June 2020.

Incidents that affected management

- The Slangkop Troop moved through the suburb of Kommetjie on 21 occasions this month.
- Residential and municipal bins were raided on 16 occasions. Seven bins on Arum Ave (by SK11, two subadult males and one female). Six of the seven bins were raided on 27 June because it was refuse collection day and the bins were easily accessed outside. The following bin raids were recorded: Two municipal bins in front of the superette and Fishermans Pub & Grill (by one subadult male and two females), one in Disa Ave (by a subadult male), two in Riverside Drive (by SK10, two females and three juveniles), one at the Lighthouse pub & grill (by SK11, two females and one juvenile), one in Afrikaner Ave (by one female and 2 juveniles), one in Osborne Cl and one in Mountain Rd (by SK10 and five juveniles).
- Four occupied houses were raided. One in Disa Ave on 20 June (by an unidentified male), one in Riverside Drive on 21 June (by SK10, one female and a juvenile), one in Bitou Cl also on the 21st of June (by an unidentified male and a female) and one on De Villiers Rd on 28 June (by SK10).
- There continue to be a number of factors that affect management in Kommetjie. A number of properties in Kommetjie have open vegetable gardens, compost heaps and a wide variety of fruiting trees. Residents who put out feed for wild birds are also creating feeding sites that attract baboons. Residents are also leaving their doors and windows open. This creates easy targets for baboons and they return to those properties. All of these factors have led to a increase in time spent in town by the troop as they discovered new gardens and bins with unsecured food.

Illegal firearms:

- A number of residents have been seen using various illegal weapons against the baboons. These include but are not limited to, paintball and pellet guns.
- It is illegal to use any projectile deterrents against baboons without a necessary permit.
- If a baboon is shot with a pellet gun, the result is often fatal. The pellet may penetrate the abdominal or thoracic cavity of the baboon and cause major damage. This often results in internal bleeding and septicaemia and the baboon suffering a painful death over several days.
- Residents are advised to contact the baboon hotline (071 588 6540) if they need assistance with baboons and allow HWS rangers to safely move the baboons away.

Injuries:

- On 12 June an injured juvenile was reported. He had an injury on his back, which was likely caused by a baboon-on-baboon altercation. The juvenile was monitored for the remainder of the month and has fully recovered.

Births and Deaths

- No births or deaths were recorded this month.

3. THE PLATEAU ROAD TROOP

HWS rangers manage the Plateau Road Troop on Plateau Road, but not on agricultural land. The Plateau Road Troop does not raid in the official urban area and is therefore not a fully managed troop. HWS has a ranger stationed on Plateau Road to manage the interface between tourists and baboons. The aim is to prevent tourists from feeding baboons and to keep the troop off the road.

Incidents that affected management**Sleep Site preference:**

- The troop slept in the pine trees at Gate 7 for the majority of the month (16 nights), at the Gate 4 Sleep Site for 11 nights and the remainder (three nights) at the Gate 1 Sleep Site.

Troop Movement:

- The troop spent the majority of the month foraging under the pine trees and in the indigenous vegetation on the eastern side of Plateau Rd, moving up the mountain once.
- The troop entered the CoGH section of the Table Mountain National Park on 12 occasions during the month.

PR2

- PR2 visited Shamballah on one occasion.
- PR2 raided bins at the Good Hope Nursery on one occasion.

SOUTH WEST REGIONAL SUMMARY:**Births and Deaths**

There were no births or deaths in the South West region during June 2020.

Recommendations

- All **fruiting trees or visible fruit** should be harvested from fruit trees in baboon-affected areas.
- A **baboon-proof cage** should be installed in the **commercial businesses area in Kommetjie**.
- **Baboon-proof bins** should be used by residents in **Kommetjie**
- Residents are **discouraged from using** the **green municipal bins** as these are easy targets for baboons to raid.
- Residents are urged to keep their **doors and windows closed** when baboons are in the urban area.
- **Residents** are reminded that **bird feeders are** a big attractants for baboons.
- Residents are reminded to please report any **illegal activity** such as persons shooting baboons with pellet guns to the baboon hotline (071 588 6540). Please also try to take video footage of such incidents.

NORTHERN REGION – AREA MANAGER: STEPHANUS FERREIRA**4. TOKAI TROOP****In Town Statistics**

- Time out of town for the troop was 100%.
- Time out of town for individuals was 99.9 %.
- The troop slept (15 nights) in the SANPark's Tokai Picnic Site; (12 nights) at the Tea Garden; (2 nights) at the Chrysalis Gums and (1 night) at the Tokai Bridge.

Incidents that affected management

- An unidentified female entered Zwaanswyk residential area on one occasion during the month. No raids were recorded.

HWS: TROOP MONTHLY REPORT																																	
SECTOR		CLASSES OF BEHAVIOUR																															
NORTH		1	2	3	4	5	6	7	8	9	10	11	12	13	14	15	16	17	18	19	20	21	22	23	24	25	26	27	28	29	30	TOTAL	
BABOON TROOP:		TOKAI																															
MONTH: JUNE		YEAR: 2020																															
		1	In urban area		4	Attacking pets		7	Threatening behaviour/attack/stealing food																								
		2	Raid bins		5	Raid unoccupied house or vehicle		8	Breaking & Entering/Damaging property																								
		3	Non malicious damage		6	Raid occupied house or vehicle		9	Nocturnal Raiding																								
BABOON ID	Sex	1	2	3	4	5	6	7	8	9	10	11	12	13	14	15	16	17	18	19	20	21	22	23	24	25	26	27	28	29	30	TOTAL	
MT 13 (Y-W)	M																																
TK 56	M																																
TKF7	F																																
TKF12 (B)	F																																
TKF13 (Y)	F																																
TKF15 (CB)	F																																
Un ID male	M																																
Un ID Female	F					1																											1
UN ID juvenile																																	
Un ID individuals																																	
Troop																																	
	%	HRS																															
Troop	0,0																																0,00
Individuals	0,1					15																											0,25
Roost:	AM	1	9	6	2	2	6	1	7	1	6	6	6	1	1	1	6	1	6	6	6	6	1	9	1	1	1	6	6	6	6	6	
Roost:	PM	9	6	2	2	6	1	7	1	6	6	6	1	1	1	6	1	6	6	6	6	1	9	1	1	6	6	6	6	6	6	1	
Roost Sites	1	Tea Garden				2	Upper Tea Garden				3	Manor House Pines				4	Picnic Site 1				5	Picnic Site 2											
	6	Picnic Site 3				7	Tokai Bridge				8	Mikes Stables Pines				9	Chrysalis Gums				10	Laundry Pines											
	11	Silvermine Pines				12	Promised Land Gums L5				13	Lower Reservoir				14	Cape Academy				15	Other											
ID Features of Baboons																																	
General remarks	<i>Bold, black and italics text indicates non-urban raids.</i>																																

Figure 5: The Tokai Troop's raid sheet for June 2020.

Births and Deaths

- No births or deaths were recorded in the Tokai Troop for June.

5. ZWAANSWYK TROOP

In Town Statistics

- Time out of town for the troop was 100%.
- Time out of town for individuals was 100%.
- The troop slept (12 nights) at the Tea Garden; (5 nights) at the Manor House Pines; (5 nights) at the Laundry Pines, (5 nights) at the SANParks' Tokai Picnic Site, and (3 nights) the troop utilized the Chrysalis Gums sleep sites.

Incidents that affected management

ZWF 1

- On 24 June, ZWF 1 raided the skip at the Cape Research Centre.

HWS: TROOP MONTHLY REPORT																																
SECTOR		CLASSES OF BEHAVIOUR																														
NORTH		1	In urban area	4	Attacking pets	7	Threatening behaviour/attack/stealing food																									
BABOON TROOP:	ZWAANSWYK	2	Raid bins	5	Raid unoccupied house or vehicle	8	Breaking & Entering/Damaging property																									
MONTH: JUNE	YEAR: 2020	3	Non malicious damage	6	Raid occupied house or vehicle	9	Nocturnal Raiding																									
BABOON ID	Sex	1	2	3	4	5	6	7	8	9	10	11	12	13	14	15	16	17	18	19	20	21	22	23	24	25	26	27	28	29	30	TOTAL
TK55 (B-B)	M																															
TKF5 (G)	F																															
TKF4 (O)	F																															
ZWF1	F																								2							1
Un ID Females	F																															
Un ID juveniles																																
Un ID individuals																																
Troop																																
	%	TIME SPENT IN TOWN (Minutes)																												HRS		
Troop	0,0																															0,00
Individuals	0,0																															0,00
Roost:	AM	1	3	10	2	2	6	1	3	1	6	6	3	1	1	1	10	1	3	3	6	10	1	10	2	2	10	5	9	9	9	
Roost:	PM	3	10	2	2	6	1	3	1	6	6	3	1	1	1	10	1	3	3	6	10	1	10	2	2	10	5	9	9	9	1	
Roost Sites	1	Tea Garden				2	Upper Tea Garden				3	Manor House Pines				4	Picnic Site 1				5	Picnic Site 2										
	6	Picnic Site 3				7	Tokai Bridge				8	Mikes Stables Pines				9	Chrysalis Gums				10	Laundry Pines										
	11	Silvermine Pines				12	Promised Land Gums LS				13	Lower Reservoir				14	Cape Academy				15	Other										
ID Features of Baboons																																
General remarks	<i>Bold, black and italics text indicates non-urban raids.</i>																															

Figure 6: The Zwaanswyk Troop’s raid sheet for June 2020.

Births and Deaths

- No births or deaths were recorded for the Zwaanswyk Troop during this month.

6. CONSTANTIA TROOP 1(CT1)

In Town Statistics

- Time out of town for the troop was 100%.
- Time out of town for individuals was 100%.
- The troop slept (20 nights) at the Upper Gums; (1 night) at the Bike Trails; (5 nights) at the Lower Gums; (3 nights) at the Castle Gums; and one night at the Price Drive Stream.

Incidents that affected management

CON16

- On 26 June, CON 16 raided two bins at the Simons Restaurant on Groot Constantia.

CON17

- On 25 June, CON 17 raided a bin at the Little Stream Restaurant.

Troop movement:

- The CT1 and CT 2 troops have continued to sleep and move together up until 16 June, after which they started to move and sleep separately. The split could be attributed due to an increase in confrontations between MT14 and the other males from CT1 troop.

Migrations:

- On 13 June, MT 14 from the CT1 Troop emigrated to the CT2 troop. He has since remained with the CT2 Troop.
- On 13 June, an untagged male from the CT2 troop immigrated and joined the CT1 troop. He has since remained with the CT1 Troop.

Births and Deaths

- One newborn was recorded on 8 June.
- On 15 June, a female baboon was identified carrying a dead infant, cause of death is suspected to be infanticide.

7. CONSTANTIA TROOP 2 (CT2)**In Town Statistics**

- Time out of town for the troop was 100 %.
- Time out of town for individuals was 100 %.
- The troop mostly slept at the Upper Gums sleep site during June.

Incidents that affected management

- The CT2 Troop has continued to move with, and sleep together with, the CT1 Troop during June and the troops seemed to have merged until 16 June when they split again.

Migrations:

- On 13 June, MT 14 from the CT1 Troop emigrated to the CT2 troop. He has since remained with the CT 2 Troop.
- On 13 June, a untagged male from the CT2 troop immigrated and joined the CT1 troop. He has since remained with the CT1 Troop.

Births and Deaths

- No births or deaths were recorded in the CT2 Troop during the month.

8. MOUNTAIN TROOP

In Town Statistics

- Time out of town for the troop was 100%.
- Time out of town for individuals was 100%.
- The troop slept mostly at Veels-te-Ver sleep site during June 2020.

Incidents that affected management

- On 4 June, an injured juvenile was identified in the Mountain Troop being carried by female baboon. Even though the juvenile was still breathing, it was not moving and was therefore being carried by the female. A veterinarian was called out to assess the juvenile. The female baboon was darted and on assessing the juvenile it was established that it had died. The cause of death was accredited to possible internal cranial trauma because no external wounds were visible on the juvenile.

Births and Deaths

- One death was recorded in the Mountain Troop on 4 June. The death was suspected of being internal cranial trauma.
- No births were recorded for the Mountain Troop during this month.

NORTH REGIONAL SUMMARY:

Births and Deaths

- During June, one birth was recorded in the CT1 Troop. One death occurred in the Mountain Troop and another in the CT1 Troop.

Recommendations

- **Bins** at the **SANParks Tokai Picnic Site** need to be closed properly to prevent baboon raids.
- The **electrified perimeter fence** at the **SANParks Tokai Picnic Site** should be **upgraded and maintained** on a regular basis, to prevent baboons from entering the picnic site to raid.
- **Regular maintenance and upgrades to electrified perimeter fences on wine estates and other areas** will reduce baboon incursions. **Regular trimming and removal of overhanging trees** and closing of porcupine excavations will also reduce baboon access.
- Measures such as storing food in secure areas will reduce the amount of human derived foods (HDF's) that are available to baboons. This should reduce the level of raiding at Cape Academy and **Chrysalis Academy**.
- Removal of fruit trees at the Cape Academy and securing bins in bin cages will reduce the current level of raiding at the **Cape Academy** and therefore reduce the incentive for baboons to go there.

- Measures such as the **baboon-proofing of private and staff houses on wine estates will also reduce baboon access to HDF's.**
- **Insulating** the electrical bushings of the **Veels-te-Ver transformer box** by placing covers over them should prevent baboons from getting **electrocuted.**

C. COMMUNITY AWARENESS AND EDUCATION

Community Conservation Officer's (CCO) Monthly Feedback for June 2020

Various tasks are carried out on a monthly basis to improve education and raise awareness amongst the baboon-affected communities on the Cape Peninsula.

In accordance with the COVID-19 government regulations, implemented in South Africa on 26 March, community activities have been partially suspended, those activities involving physical gatherings, education at schools or coming into close contact with stakeholders. However, several site visits were conducted to assess ongoing waste management.

Tasks	Activities - June 2020			
	South East Da Gama	South-East Smits/Waterfall	South-West	North
Site visits	SA Naval Flats; Da Gama Convenience Store	Millers Point Picnic Site; Millers Point Caravan Park; Black Marlin Restaurant; Cape Boat & Ski Boat Club; Happy Valley Home	Kommetjie Suparette; Wildschutsbrand Picnic; Koggelfontein Skips; Soetwater Resort; Kommetjie Primary School	Cape Academy; Chrysalis Academy; The Range
Residential visits				Porter Estate

Table 1: Summary of awareness-raising tasks carried out in baboon-affected communities on the Southern Cape Peninsula in June 2020.

Noteworthy site visits:

Da Gama Park Convenience Store

A site visit was carried out to check waste management. All bins were secured in a bin room, however, there were several black bags that appeared to have been raided by baboons which had been placed in a damaged, gated area (Figure 1). The fencing wire had a large hole in it. The shop manager was informed. They stated it was not theirs and that it may have been dumped. However, after a discussion, they agreed to dispose of the waste responsibly in their secure waste room so that it would be removed with the shop's waste.



Figure 7: Raided black bags dumped in a gated area at the back of Da Gama Convenience Store.

Koggelfontein Skip

Baboons were seen raiding the Koggelfontein skips on 11 June (Figure 2). The SANParks Section Ranger was informed. It was also requested that their facilities staff secure the waste more effectively from baboons being able to access it, because it has become a reoccurring problem. It was also reported that the lids of the skips are damaged and do not completely close to secure the contents (Figure 3). HWS has suggested that these skips are replaced.



Figures 8 & 9: Baboons raiding the damaged waste skips at Koggelfontein.

Kommetjie Suparette

A report was received that baboons had gained access to a box of fruit at the back of the superette which was not contained in a lockable waste bin. The matter was addressed with the manager and two staff members onsite. A secure bin cage was suggested to them. They were also reminded to ensure that all food waste is contained in locked bins to restrict access by baboons.

Kommetjie Primary School

Two bins outside the back entrance to the school grounds were raided by baboons on 22 June (figure 4). The school was notified of the raid and requested to only put out working lockable bins. They were also advised to secure the bin locks with padlocks when they are put out for waste collection. Baboons should then not be able to access the contents, yet the trucks are still able to empty them.



Figure 10: Raided bins outside Kommetjie Primary School

Porter Estate

It was noticed by the HWS team that food was being disposed of in an unsecured pit in the ground at the back of a house on Porter Estate (Figures 5 & 6). The residents using the pit were addressed and educated on proper waste disposal in a baboon-affected area. They agreed to dispose of their waste in a lockable waste bin going forward.



Figures 11 & 12: Unsecured rubbish pit in the ground at a house on Porter Estate.

D. GENERAL COMMENTS ON ALL BABOON TROOPS

1. POPULATION CHARACTERISTICS

There were two births and three deaths in the managed population during June 2020. Two deaths, were recorded in the northern region and only one in the southern region. All three deaths recorded this month were of juveniles or infants.

The nett population change for June is a decrease of one in the total population. Over the past year the births and deaths in the population have been more or less equal and the total population has not increased. This was been confirmed by the annual count, which showed a decrease of four individuals. However, as the four GOB individuals were relocated to a rehabilitation facility in Mpumalanga, the total managed population decreased by four, but the births and deaths were equal.

All managed troops, as confirmed by the annual count, are presented in Table 2. The total population of the managed troops remained remarkably stable over the last year, with the only significant change being a decline of 10 individuals in the Mountain Troop. This troop however is still standing strong with 63 individuals. The southern sub-population increased by four over the past year to 197 individuals, whilst the northern sub-population decreased by eight to 248.

TROOP	END JUNE TOTALS								JUNE 2020			Total observed Births (1 July 2019 to 30 June 2020)	Total observed Deaths (1 July 2019 to 30 June 2020)	Total Migrations (1 July 2019 to 30 June 2020)
	2013	2014	2015	2016	2017	2018	2019	2020	Births	Deaths	Emigration / Immigration			
Da Gama	42	43	46	52	52	55	48	48	1	0		10	4	-1
Smitswinkel	21	22	24	29	33	35	31	35	0	1		4	2	0
Waterfall	28	29	31	33	37	40	48	47	0	0		7	6	0
GOB	20	19	16	17	23	29	23	25	0	0		1	1	0
Misty Cliffs*	17	16	9	11	-	-	-		0	0		-	-	-
Slangkop	37	40	35	41	40	44	43	42	0	0		3	10	0
SUB TOTAL	165	169	161	183	185	203	193	197	1	1		25	23	
Zwaanswyk	28	28	30	28	30	20	20	18	0	0		2	4	2
Tokai	64	70	62	65	69	75	91	92	0	0		6	12	-2
Mountain	41	47	49	47	57	60	73	63	0	1		5	8	-1
CT1	70	69	77	81	63	46	64	68	1	1	-1,+1	6	5	1
CT2					22	10	8	7	0	0	+1,-1	0	0	0
SUB TOTAL	203	214	218	221	241	211	256	248	1	2	0	19	29	
TOTAL	368	383	379	404	426	414	449	445	2	3	0	44	52	

Table 2: Population data for the eleven managed troops on the Cape Peninsula in June 2020. Emigration/Immigration figures show animal movements between troops and are accommodated in the troop population totals.

Deaths	END JUNE TOTALS:								Current Contract	JUNE 2020	TOTAL (since July 2012)
	2012/13	2013/14	2014/15	2015/16	2016/17	2017/18	2018/19	2019/20			
Management	17	10	9	4	11	8	4	5	3	68	
Human Induced (HID)	5	3	22	13	5	8	17	11		84	
Direct **	5	3	4	8	2	7	8	10		47	
Indirect ***			18	5	3	1	9	1		37	
Natural	19	21	22	8	27	28	18	30		173	
PLOHP****						7				7	
Unknown	5	9	5	8	7	13	6	6		59	
TOTAL DEATHS	46	43	58	33	50	64	45	52	3	391	

Table 3: Causes of baboon deaths since 2012 (*Data collected during the first half of 2012 provided by Baboon Research Unit, UCT); **Deaths caused directly by humans such as motor vehicle accidents, shooting, poisoning and dogs. ***Deaths caused indirectly by humans such as electrocutions. ****Private Land Owner Hunting Permit; Deaths of damage causing animals hunted on farmland in accordance with a provincial hunting permit issued by CapeNature in terms of Nature Conservation Ordinance 19 of 1934.

2. HOTLINE DATA

In June, the hotline calls decreased by almost 30% from May (250 calls) to a total of 178 calls, of which 121 were raid-related calls. The majority of the calls received were from Kommetjie (44) in response to the Slangkop Troop and Welcome Glen (42) in response to the Da Gama Troop. The balance of the calls were mostly from Simonstown.

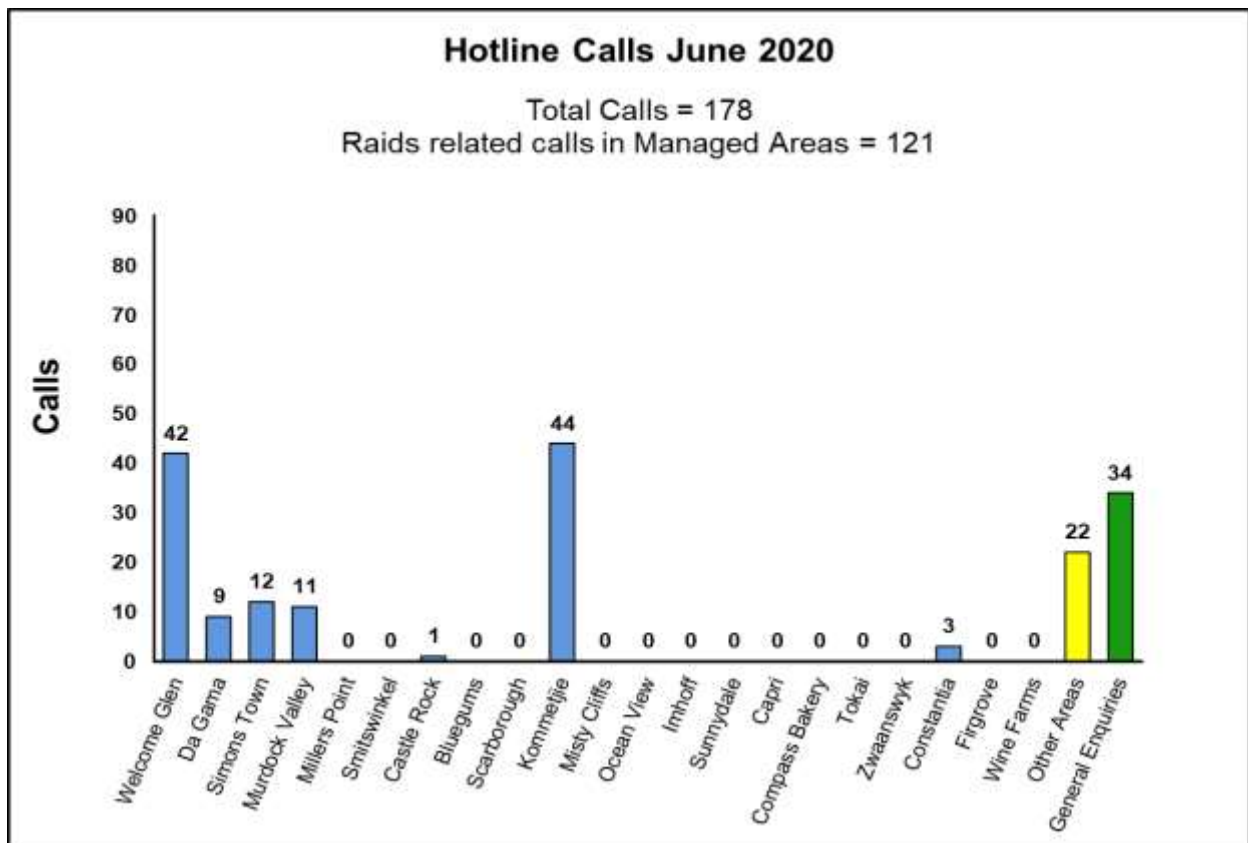


Figure 13: Hotline calls summary per urban area for June 2020. Raid related hotline calls are calls reporting managed baboons in urban areas. Managed Areas are those areas in which managed baboon troops raid. Other Areas, represent those areas beyond the urban edge or the range of managed baboons.

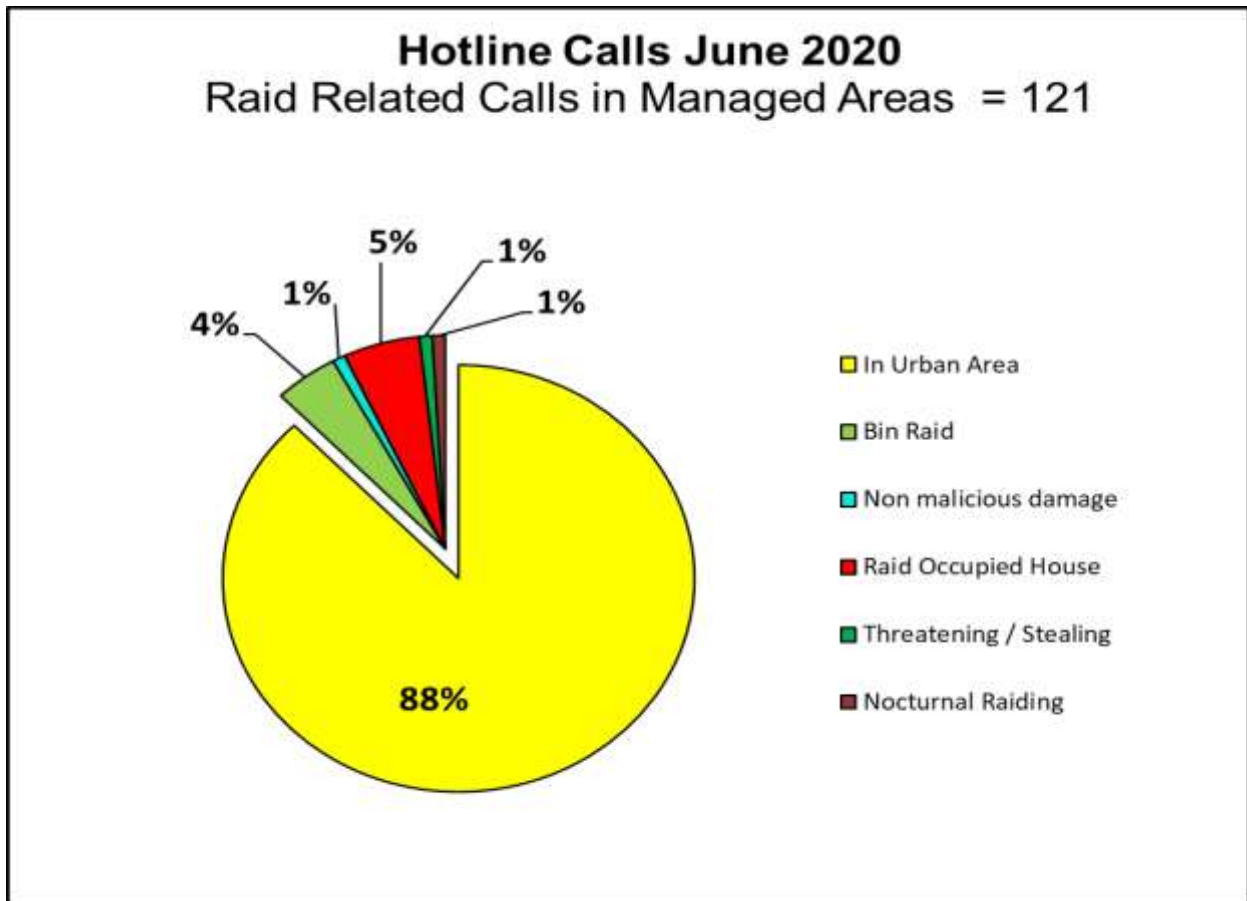


Figure 14: Composition of raid-related hotline calls during June 2020.

This is the same trend that has been reported for the last few months, although there was a pleasing increase (14%) in the time out of town for the Waterfall Troop and a corresponding decrease in hotline calls from Simonstown. Difficult terrain, poor waste management, lack of baboon proofing, and ready access to fruiting trees and vegetable gardens are the main reasons why these areas continue to experience high raiding levels by baboons.

3. PERCENTAGE TIME OUT OF TOWN

The average percentage time the troops spent out of town in June 2020 was 96.9%. This is a slight recovery from the large decrease experienced in May 2020 (95.4%). The recovery can be attributed to successful management of the Da Gama and Waterfall troops during June. The overwhelming majority of time spent in town can be attributed to the Slangkop Troop, which was only 72,9% out of town. By contrast the average time out of town for the remaining nine troops was a much more respectable 99.5%.

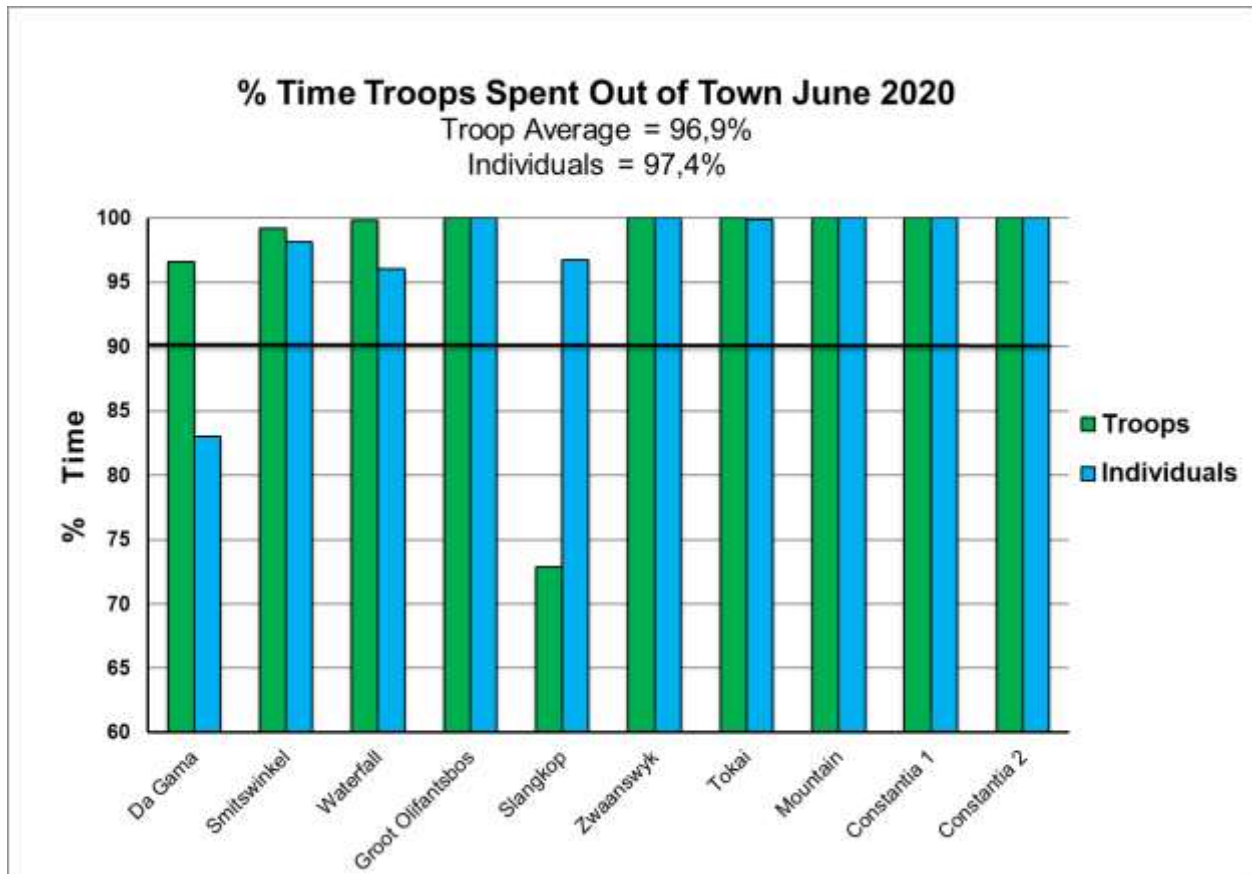


Figure 15: Percentage time troops spent out of town during June 2020. The solid line at 90% indicates the City of Cape Town's current contract requirement.

During June, HWS continued to allocate additional staff whenever possible try and mitigate the excessive raiding that was occurring in Kommetjie. The Slangkop, Waterfall and Da Gama Troops have been sleeping on, or close to, the edge of town, making it extremely difficult to keep baboons out of town. In addition, residents and naval personnel continue to leave doors and windows open and waste management remains poor in all three areas. In addition, ready access to fruiting trees (mainly grapes, guavas and lemon trees) and bird seed/fruit (bird feeders), makes it extremely difficult for the rangers to keep baboons away from these urban environments.

E. CONCLUSION

June is generally considered the first half of mid-winter. The cold and wet conditions experienced during winter are widely considered to be the reasons why the Cape Town baboons attempt to spend more time in town. It is much warmer in the lower lying areas, and also much easier to gain access to human-derived foods (HDFs).

SK11 from the Slangkop Troop continued to be difficult to manage, entering the urban area on eight occasions. Whenever he broke the line he generally solicited other individuals to join him in raiding town. SK11 and a several other individuals also slept apart from the rest of the troop on one occasion.

These factors, together with many attractants available in Kommetjie, such as easily accessible waste, direct feeding of baboons and houses with open access, resulted in the management of this troop being particularly difficult.

In Da Gama Park and Welcome Glen, individuals from the Da Gama Troop continued to push into town. The troop slept away from the urban area on only three occasions. The sub-adult male (DG19) has continued to raid the urban area. He made three assertive and one nocturnal raid and was often accompanied by other members of the troop.

Although the Waterfall Troop spent considerably more time out of town this month, it continued to be pulled to town due to poor waste management with a focus at SA Navy facilities. Raids into naval facilities accounted for 44% of raids by the Waterfall Troop this month.

Dr Phil Richardson

HUMAN WILDLIFE SOLUTIONS (PTY) LTD