



Photo: © Human Wildlife Solutions

Human Wildlife Solutions

Overstrand

Monthly Report

NOVEMBER 2020

TABLE OF CONTENTS:

TABLE OF CONTENTS:.....	2
1 INTRODUCTION	3
2 VOËLKLIP TROOP	3
2.1 IN TOWN STATISTICS	3
2.2 NOTEWORTHY INCIDENTS	3
2.2.1 HERMANUS HEIGHTS & GOLF COURSE.....	3
2.2.2 VOËLKLIP & FERNKLOOF	4
2.2.3 GENERAL.....	4
2.3 BIRTHS AND DEATHS	4
3 VOGELGAT TROOP	6
3.1 IN TOWN STATISTICS	6
3.2 NOTEWORTHY INCIDENTS	6
3.3 VIRTUAL FENCE	6
3.4 BIRTHS AND DEATHS	6
4 PRINGLE BAY TROOP.....	7
4.1 IN TOWN STATISTICS	7
4.2 NOTEWORTHY INCIDENTS	7
4.3 BIRTHS AND DEATHS	8
5 GENERAL COMMENTS.....	9
5.1 POPULATION CHARACTERISTICS	9
5.2 HOTLINE DATA.....	10
5.3 PERCENTAGE TIME OUT OF TOWN	11
5.4 RECOMMENDATIONS	12
6 CONCLUSION	13

1 INTRODUCTION

This monthly report covers the period from 1 to 30 November 2020. During November it is expected that baboons spend more time out of town, as the summer heat stimulates growth providing easier foraging.

For the third consecutive month, the Vogelgat Troop spent 100% of its time out of town, an indication of the continued success of the HWS Virtual Fence method. The Vogelgat Troop continued to spend much of its time within the Vogelgat and Maanschynkop Nature Reserves this month.

This was an exceptionally good month for the Voëlklip Troop, time out of town for individuals increased to 96.9%, whilst the troop did not enter the urban area at all, reaching 100% troop time out of town. Individuals still entered the urban area and multiple raids on unsecured waste were reported.

The Pringle Bay Troop spent more time out of town this month, sleeping on the urban edge only nine times. Much of the month the Pringle Bay Troop made use of the northern part of its home range. Increased interaction with neighbouring troops was also observed this month.

2 VOËLKLIP TROOP

2.1 IN TOWN STATISTICS

- During November, the troop spent 100.0% of its time out of town, an increase from 99.7% in October.
- Time out of town for individuals increased from 88.7% in October to 96.7% in November.
- During November, the Voëlklip Troop did not enter the urban area on a single occasion.

2.2 NOTEWORTHY INCIDENTS

2.2.1 HERMANUS HEIGHTS & GOLF COURSE

- One occupied house raid was reported on Raed-Na-Gael Street.
- Individuals entered the golf course on one occasion during November.
- On 06 November, baboons gained access to multiple black bags and boxes containing household waste on Raed-Na-Gael Street. It is important to note that these black bags and boxes were not placed inside bins, but were left exposed on the sidewalk.

- Three bin raids were reported, one in Hillside Village, one in Lakeside Village and one in Walker Bay Crescent.
- A baboon raided the security office at Fernkloof Village.

2.2.2 VOËLKLIP & FERNKLOOF

- No bin or house raids were reported for Voëlklip.

2.2.3 GENERAL

- On 08 November, the troop was dive-bombed by unidentified birds of prey while moving along the cliffs above Hermanus Heights.
- On 24 November, three dogs were seen near the baboons while the baboons were still by the Hermanus Heights sleep site. The troop mobbed the dogs and the dogs descended the mountain and continued west.
- An unidentified troop was observed on four occasions during November. On one of these occasions, two separate neighbouring troops were observed at the same time. Due to the distance between these two troops, it is assumed that they were separate troops, but it is possible that it was a single troop with two subgroups. No interactions between these two troops were observed.

2.3 BIRTHS AND DEATHS

- No births or deaths were recorded during November 2020.



Figure 2.1: GPS locations of the Voëlklip Troop as determined by the GPS collar during November 2020.

HWS: TROOP MONTHLY REPORT																																			
SECTOR		CLASSES OF BEHAVIOUR																																	
OVERSTRAND		1	2	3	4	5	6	7	8	9	10	11	12	13	14	15	16	17	18	19	20	21	22	23	24	25	26	27	28	29	30	TOTAL			
BABOON TROOP:	VOËLKLIP	1 In urban area		4 Attacking pets		7 Threatening behaviour/ attacking/ stealing food																													
MONTH: November	YEAR: 2020	2 Raid bins		5 Raid unoccupied house or vehicle		8 Breaking & Entering/Damaging property																													
		3 Non malicious damage		6 Raid occupied house or vehicle		9 Nocturnal Raiding																													
BABOON ID	Sex	1	2	3	4	5	6	7	8	9	10	11	12	13	14	15	16	17	18	19	20	21	22	23	24	25	26	27	28	29	30	TOTAL			
Troop																																		0	
VKM2 ALPHA	M	1										1													1								3		
VGM1 BLUE TAG	M	1		1	1		6				6				1					1					2	1				5			10		
VKM5 RED TAG	M				1																2												2		
VKF4 YELLOW TAG	F								1																	1							2		
VKF5 RED TAG	F								1																2								2		
VKF1 GREEN TAG	F					1																				1							2		
UnID Male	M				1																												1		
UnID Males	M																																0		
UnID Females	F	1,1																															2		
UnID Female	F	1					1		1										1		2												5		
UnID Individuals																							2										1		
UnID Juvs																																	0		
	%	TIME SPENT IN TOWN (Minutes)																														HRS			
Troop	0,0																															0,00			
Individuals	3,3	146			25	55	18	10	83			49			35					30	26	54	99		50	120				30		13,83			
Roost:	AM	18	18	18	3	19	18	18	18	18	4	4	5	5	8	9	21	5	5	22	3	3	5	6	18,3	3	5	5	5	5	6				
Roost:	PM	3	18	?	19	19	18	18	18	5	4	5	22	8	6	6	5	5	22	?	5	5	6	18	3	21	5	5	5	?	15				
Roost Sites		1 Golf Course		2 Heights Dam		3 Green Kloof		4 Platte Klip		5 Adder Ladder																									
		6 Lower Dam		7 Middle Dam		8 Upper Dam		9 Dragon's Back		10 Droë Kloof																									
		11 Blaale Kloof		12 Big Titanic/Cave		13 Small Titanic		14 10th Ave Kloof		15 11th Ave Kloof																									
		16 A-Shape		17 Bos Klip		18 Hermanus Heights		19 Steyn's Kloof		20 In Town																									
		21 Tallies Kloof		22 Kanonkop		23		24		25																									
ID Features of Baboons																																			
General remarks																																			

Figure 2.2: The Voëlklop Troop raid sheet for November 2020.

HWS: TROOP MONTHLY REPORT																																			
SECTOR		CLASSES OF BEHAVIOUR																																	
OVERSTRAND		1	2	3	4	5	6	7	8	9	10	11	12	13	14	15	16	17	18	19	20	21	22	23	24	25	26	27	28	29	30	TOTAL			
BABOON TROOP:	VOGELGAT	1 In urban area		4 Attacking pets		7 Threatening behaviour/ attacking/ stealing food																													
MONTH: November	YEAR: 2020	2 Raid bins		5 Raid unoccupied house or vehicle		8 Breaking & Entering/Damaging property																													
		3 Non malicious damage		6 Raid occupied house or vehicle		9 Nocturnal Raiding																													
BABOON ID	Sex	1	2	3	4	5	6	7	8	9	10	11	12	13	14	15	16	17	18	19	20	21	22	23	24	25	26	27	28	29	30	TOTAL			
Troop																																		0	
VGF1	F																																	0	
UnID Male	M																																	0	
UnID Males	M																																	0	
UnID Females	F																																	0	
UnID Female	F																																	0	
UnID Individuals																																		0	
UnID Juvs																																		0	
	%	TIME SPENT IN TOWN (Minutes)																														HRS			
Troop	0,0																															0,00			
Individuals	0,0																															0,00			
Roost:	AM																																		
Roost:	PM																																		
Roost Sites		1 Baboon Castle		2 18th Ave Kloof		3 11th Ave Kloof		4 10th Ave Kloof		5 Uitkyk Punt																									
		6 Vogelgat Nature Reserve		7 Halfway Ridge																															
ID Features of Baboons																																			
General remarks																																			

Figure 3.1: The Vogelgat Troop raid sheet for November 2020.

3 VOGELGAT TROOP

The troop expanded their home range further east and did not approach town on a single occasion during November. The troop continues to spend much of its time in the Vogelgat and Maanschynkop Nature Reserves.

3.1 IN TOWN STATISTICS

- Time out of town for the troop was 100% in November.
- Time out of town for individuals was 100% in November.
- No entries into town by the troop or individuals were recorded for November.

3.2 NOTEWORTHY INCIDENTS

- The troop did not enter the buffer zone (a 200m wide zone running parallel to the urban edge) on a single occasion during November.
- No house raids or bin raids were recorded for November.
- The troop was observed to utilise three new sleeping sites, further east of their known sleeping sites. It is uncertain whether these sites are historical sleeping sites or whether they were only used opportunistically. Seasonal range shifts are common in baboons and further data collection will improve our understanding of seasonal home range use by this troop.

3.3 VIRTUAL FENCE

- The Virtual Fence did not require any deployment during November.
- Since the implementation of the Virtual Fence in August, there has been a continued decrease in the number of hotline calls received per month. No hotline calls were received for the Vogelgat Troop in November.

3.4 BIRTHS AND DEATHS

- No births or deaths were recorded during November.

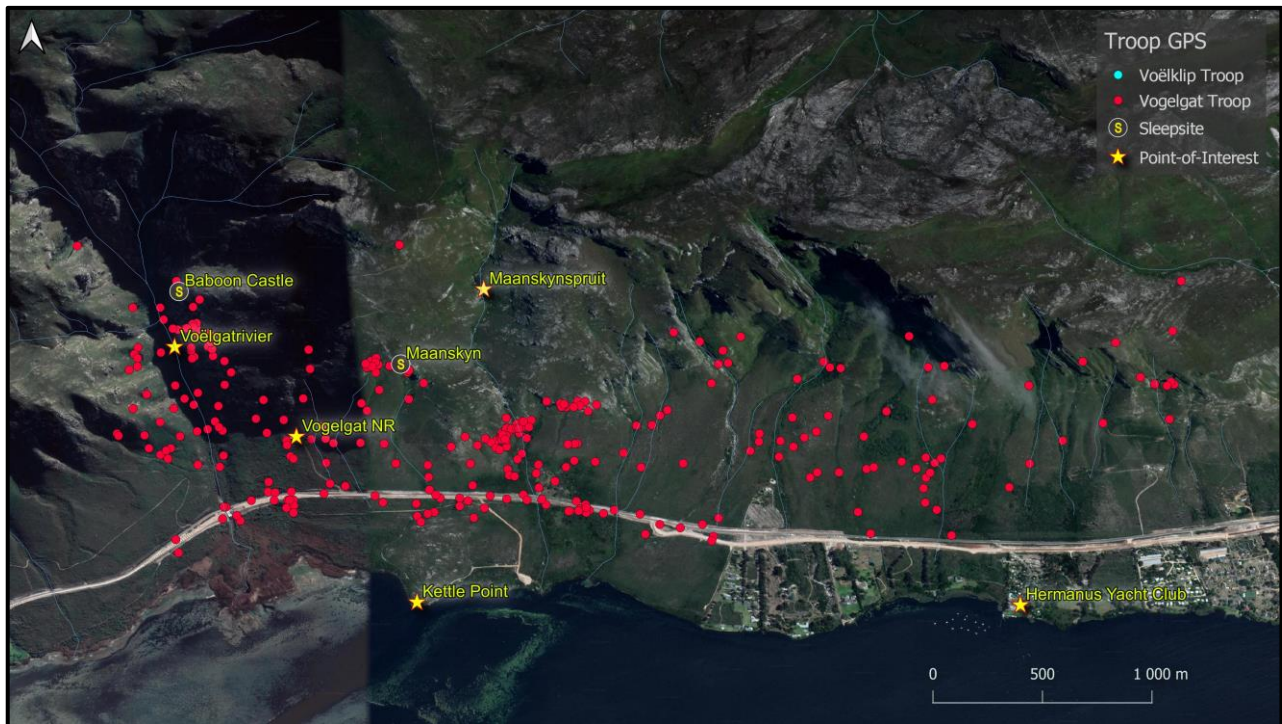


Figure 3.2: GPS locations of the Vogelgat Troop as determined by the GPS collar during November 2020.

4 PRINGLE BAY TROOP

4.1 IN TOWN STATISTICS

- The Pringle Bay Troop spent 92.6% of its time out of town in November.
- Time out of town for individuals was 93.9%.
- The troop made regular use of the northern part of its range this month, regularly sleeping at the Waldo's Farm sleepsites and near the Buffels River Dam. Sleeping further north led to an increase in the percentage of time spent out of town.
- The troop entered town on 13 occasions during November.

4.2 NOTEWORTHY INCIDENTS

- Twelve occupied house raids were recorded in November, a house in Barbara road was raided twice.
- Refuse bins and/or bags were raided on four occasions by baboons. These included bins which were not baboon proofed and unsecured refuse bags.
- One incident of non-malicious damage was reported. Juvenile baboons had played on a thatch roof and pulled out the thatching.

- The troop foraged on easily accessible goose and goat feed at a house. Later, as a result of this, three juveniles became separated from the troop when they did not move on with it.
- A resident was observed to make use of a pyrotechnic device to scare baboons away in Susan Road. At the time the baboons were moving out of the urban area. Unfortunately, following the use of the pyrotechnic device, the baboons ran back into the urban area. Residents are reminded that it illegal to use any pyrotechnic devices on baboons without a permit. Residents are encouraged to rather phone the HWS Baboon Hotline (072 028 0008) for assistance.
- The Hangklip Troop was observed coming north on several occasions this month. On one occasion males from the Hangklip Troop chased the Pringle Bay Troop from the Hangklip Hotel to Pringle Peak. The Hangklip Troop was also observed on the urban edge at Lemoenkop and Professor Sleepsites. Concerningly, males from the Hangklip Troop entered town at Clarens and Highlevel Roads on three occasions.
- The Pringle Bay Troop spent the last week and a half of November moving near the Buffelsrivier Dam. During this time very few raids and no time in town was recorded by the troop. Pressure from the Hangklip Troop is the likely cause for the Pringle Bay Troop making more use of the northern part of its range. In addition, there are plentiful supplies of water, forage and sleepsites in this area.
- A lone male, likely dispersing from the Buffelsrivier Dam Troop, was observed interacting and attempting to join the Pringle Bay Troop during the last week of November.

4.3 BIRTHS AND DEATHS

- No births or deaths were recorded during November 2020.

HWS: TROOP MONTHLY REPORT																																
SECTOR		CLASSES OF BEHAVIOUR																														
OVERSTRAND		1	2	3	4	5	6	7	8	9	10	11	12	13	14	15	16	17	18	19	20	21	22	23	24	25	26	27	28	29	30	TOTAL
BABOON TROOP:	PRINGLE BAY	1 In urban area		4 Attacking pets		7 Threatening behaviour/attack/stealing food		2 Raid bins		5 Raid unoccupied house or vehicle		8 Breaking & Entering/Damaging property		3 Non malicious damage		6 Raid occupied house or vehicle		9 Nocturnal Raiding														
MONTH: NOVEMBER	YEAR: 2020																															
BABOON ID	Sex	1	2	3	4	5	6	7	8	9	10	11	12	13	14	15	16	17	18	19	20	21	22	23	24	25	26	27	28	29	30	TOTAL
Troop		1	1				1	1	1	1	1	1	1	1	1	1	1	1	1	1	1	1	1	1	1	1	1	1	1	1	1	13
PBM1	M		6				6		6	1						1															6	6
PBM2	M									1			1		1						1							1	2			6
PBF1	F								6																						6	2
PBF2	F								1				1				1				6								2			5
UnID Male	M																															
UnID Males	M																															
UnID Females	F																															
UnID Female	F																															
UnID Individuals			1,3				1,6		1,1,6	2			1,5		6,5	1,6	2	1			1,5	6,3,2								6	22	
UnID Juveniles									6		2	6,6		2	5						6,6										8	
		TIME SPENT IN TOWN (Minutes)																												HRS		
Troop	%	7,4	67	150			44	106	75	35		367		93	218					317	164									215	30,85	
Individuals	%	6,1		70			124	104	381			173		124	69	40	156			226	40							23		8	25,63	
Roost:	AM	?	10	10	10	?	?	4	?	9,1	4	11	11	5	2	4	1	1	1	1	1	10	12	12	12	?	10	10	10	12	13	?
Roost:	PM	9	10	10	10	10	4	7	9,1	4	11	11	5	2	4	7	1	1	1	1	10	12	12	12	13	10	10	10	12	13	12	10
Roost Sites		1 Professor		2 Hangklip		3 Axel Kop		4 Pringle Peak		5 Lemoenkop		6 Kogelberg Dam		7 Valley		8 Stink Kop		9 Waldo's Farm S51		10 Waldo's Farm S52												
ID Features of Baboons		11 Pieter's		12 Boulders		13 Buffel River Dam																										
General remarks		<i>Red Italics indicate a non-urban raid.</i>																														

Figure 4.1: The Pringle Bay Troop raid sheet for November 2020.

5 GENERAL COMMENTS

5.1 POPULATION CHARACTERISTICS

No births or no deaths were recorded amongst any of the managed troops in November. The population data of the three managed troops can be seen in Tables 5.1 and 5.2 below.

TROOP	OCTOBER	JUNE	NOVEMBER 2020			Total observed Births (1 July 2020 to Present)	Total observed Deaths (1 July 2020 to Present)	Total Migrations (1 July 2020 to Present)
	2019	2020	Births	Deaths	Emigration / Immigration			
Voëlklip	29	29	0	0	0	0	0	0
Vogelgat*	N/A	22	0	0	0	0	1	0
Pringle Bay	16	16	0	0	0	4	1	0
TOTAL	45	67	0	0	0	4	2	0

Table 5.1: Population data for the two managed troops in the Overstrand in November 2020. Emigration/Immigration figures show animal movements between troops and are accommodated in the troop population totals. *Count of the Vogelgat Troop completed in November 2020.

Deaths	2019/20 (October - June)	2020/21 (June - July)	November 2020	TOTAL (since October 2019)	Current Contract
Management	3	0	0	3	
Human Induced (HID)	1	2	0	3	
<i>Direct **</i>	1	2	0	3	
<i>Indirect ***</i>		0	0	0	
Natural	2	0	0	2	
Unknown		0	0	0	
TOTAL DEATHS	6	2	0	8	

Table 5.2: Causes of baboon deaths since November 2019; **Deaths caused directly by humans, such as motor vehicle accidents, shooting, poisoning and dogs. ***Deaths caused indirectly by humans such as electrocutions and fire.

5.2 HOTLINE DATA

A record low number of hotline calls were received this month, totalling only 29 calls. This is a 60% reduction in calls compared to last month. Similarly, raid-related calls also decreased significantly from 52 to 21.

Most of the hotline calls came from Fernkloof and Hermanus Heights. A few of the additional calls were received from Betty’s Bay residents reporting baboon related incidents (categorized with other areas in Figure 5.1 below).

Hotline calls are for the currently managed troops and were all for the Hermanus area only. The Pringle Bay residents use another system for reporting raids by baboons. HWS requests that Pringle Bay residents start reporting the presence of baboons in the urban area to the HWS Baboon Hotline (072 028 0008). Use of this number will ensure that the field manager on duty is aware of any problems and can more effectively assist residents.

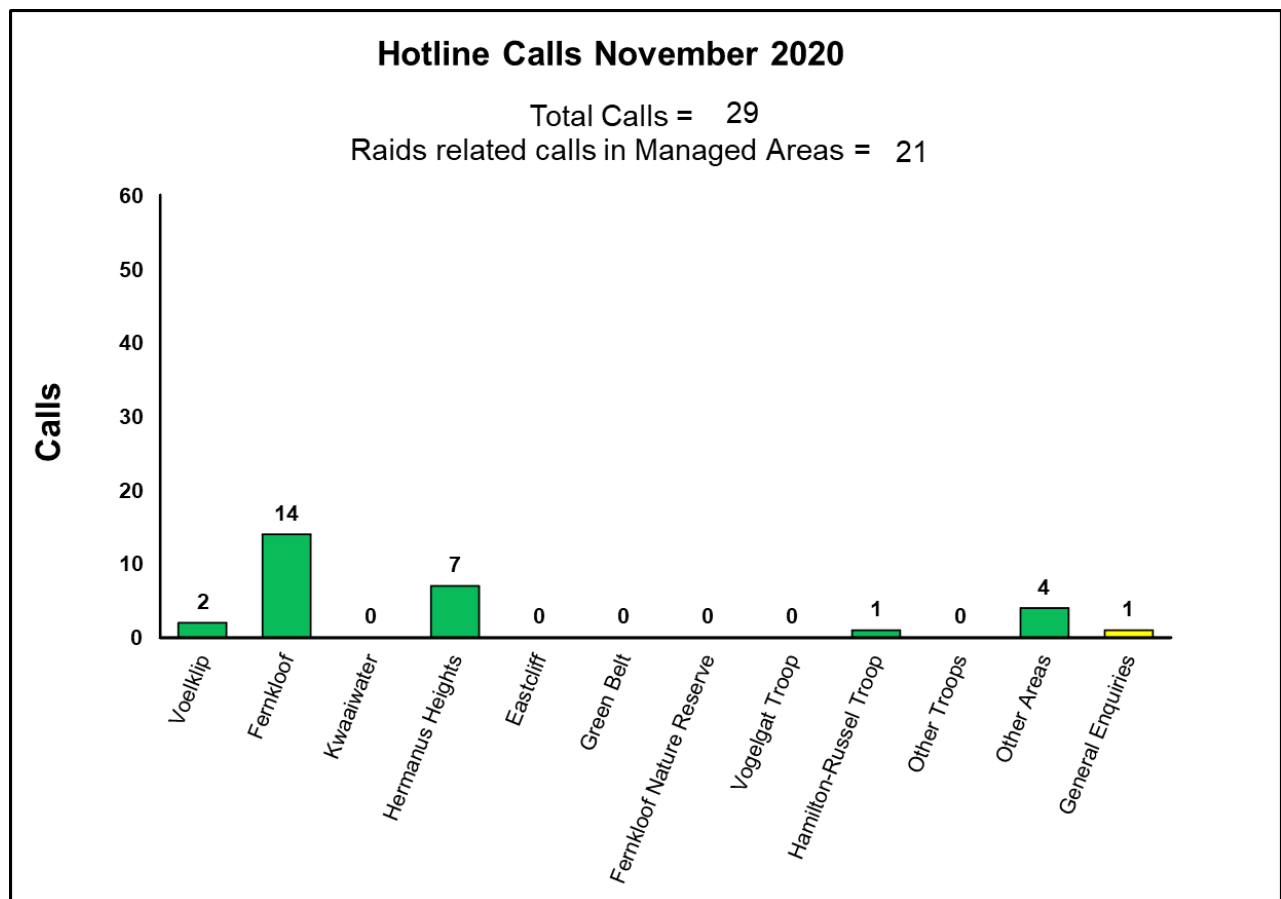


Figure 5.1: Hotline calls in baboon affected areas of Hermanus during November 2020. Raid-related hotline calls are calls reporting raids by managed troops of baboons in urban areas. Managed areas are those areas in which managed baboon troops raid. ‘Other Areas’ represent those areas beyond the urban edge or the range of managed baboons. ‘Other Troops’ relates to calls received for any unmanaged troops from managed areas.

As an indication of the success of the Vogelgat virtual fence, no calls related to the Vogelgat Troop were received this month. There has only been one hotline call related to this troop since the Virtual Fence was first deployed in August.

As is the norm, most hotline calls (76%) during November were just reporting baboons in the urban area. Only two occupied house raids were reported this month, down from six the previous month. Additionally, only one unoccupied house raid and two bin raids were reported to the hotline.




Figure 5.2: Composition of raid-related hotline calls during November 2020. Note: this graph represents the composition of hotline calls, not the composition of raids by baboons.

5.3 PERCENTAGE TIME OUT OF TOWN

During November 2020, the average time out of town for all the managed troops was 97.5% and 96.9% for individuals. Individual time in town is only counted if individuals or small groups of baboons enter the urban area alone. These data are counted separately from when the whole troop enters the urban area.

PERCENTAGE TIME OUT OF TOWN	TROOP	INDIVIDUAL
Voëlklip Troop	100.0	96.7
Vogelgat Troop	100.0	100.0
Pringle Bay Troop	92.6	93.9
Average Percentage Time Out of Town	97.5	96.9

Table 5.3: Percentage time the Voëlklip, Vogelgat and Pringle Bay Troops and individuals spent out of town during November 2020.

5.4 RECOMMENDATIONS

- **Waste and recycling collection should be prioritised** to take place in the early mornings in suburbs affected by baboons. This will reduce the attractant value of the waste to baboons. This is especially important for the area north of the Main Road in Voëlklip suburb, which is close to the mountainside. Here waste is currently collected at around midday.
- **Waste and recycling collection should be prioritised** to take place in the early morning in Pringle Bay. This will reduce the attractant value and accessibility of the waste to baboons.
- The **waste collection point (bin cage)** at the entrance to Pringle Bay should be sufficiently secured/enclosed to prevent baboons and other wildlife gaining access to the waste. This should be collected by solid waste regularly to prevent the waste from becoming unmanageable, particularly during the holiday season and long weekends. Waste should not be left outside this collection point (bin cage), because it is a major attractant to baboons.
- All bins used in baboon-affected areas should be **baboon-proof and locked**.
- **Refuse bags** should not be left lying on the sidewalk and easily available to baboons.
- Ripening **fruit on fruit trees** in baboon-affected areas should be harvested to remove this attractant for baboons.
- **Open vegetable gardens** should be baboon-proofed. This will reduce baboon incursions into the suburbs.
- There are many **tall pine and bluegum trees** on the Hermanus Golf Course that provide ideal sleep sites for baboons, particularly in winter. If many of these trees (particularly pines) could be removed it would greatly reduce the baboons' incentive to sleep in town.
- **Occupied house** raids remained high in Pringle Bay this month. Most raids occurred after a door or window had been left open and could therefore have been **prevented**. Many house owners leave their **doors and windows open** by day and do not have burglar bars. Residents should be made aware that predictable and easy access to food act as rewards to baboons for coming to town. Residents should install **baboon-proof** burglar bars and **security gates** where possible.
- **Bird feeders** provide permanent food rewards to baboons for visiting town. They should all be removed.

6 CONCLUSION

The Voëlklip Troop spent the majority of its nights sleeping at the central sleep sites, a trend that has continued from October. The continued presence of an unidentified troop (likely the Hamilton Russel Troop) around the western sleep sites above Hermanus Heights might explain this shift back to the central sleep sites. Interestingly though, despite the absence of the Vogelgat Troop at the eastern sleep sites, the Voëlklip Troop has not shown much interest in venturing further east to utilize the sleep sites above Voëlklip suburb.

For a third consecutive month, no members of the Vogelgat Troop has entered town, again displaying the success of the Virtual Fence as a management tool for this troop. The troop spent much of its time in the Vogelgat and Maanschynkop Nature Reserves but also ventured further east than has previously been observed. No paintball markers were required to be used this month.

Increased pressure from the Hangklip Troop likely pushed the Pringle Bay Troop to make extensive use of the northern part (north of the Buffelsriver) of its range this month. This led to a substantial increase in time out of town, including nine consecutive days when the troop did not enter town. The troop most probably stayed in the northern area because its three most important natural requirements, namely, food, water and sleepsites, were all readily available.

Residents in suburbs affected by baboons are urged to play a more active role in preventing baboons from visiting town regularly. This includes keeping windows and doors closed when the baboons are in town, not leaving food in locations visible to baboons, improving waste management, baboon-proofing vegetable gardens and removing fruit from fruit trees. Use of bird feeders is also strongly discouraged.

Human Wildlife Solutions